



# **Disaster Relief Fund: Monthly Report**

**as of February 28, 2022**

***March 8, 2022***

**Fiscal Year 2022 Report to Congress**



**Homeland  
Security**

***Federal Emergency Management Agency***

# Foreword from the Administrator

March 8, 2022

I am pleased to present the following, “Disaster Relief Fund: Monthly Report,” which has been prepared by the Federal Emergency Management Agency.

This document has been compiled pursuant to language set forth in the Fiscal Year (FY) 2022 Further Continuing Appropriations Act (P.L. 117-86, which extends the terms and conditions of the FY 2021 Department of Homeland Security Appropriations Act (P.L. 116-260) and its accompanying Joint Explanatory Statement and House Report 116-458; and in the Coronavirus Aid, Relief, and Economic Security Act (P.L. 116-136).



Pursuant to congressional requirements, this report is being provided to the following Members of Congress:

The Honorable Lucille Roybal-Allard  
Chairwoman, House Appropriations Subcommittee on Homeland Security

The Honorable Chuck Fleischmann  
Ranking Member, House Appropriations Subcommittee on Homeland Security

The Honorable Chris Murphy  
Chair, Senate Appropriations Subcommittee on Homeland Security

The Honorable Shelley Moore Capito  
Ranking Member, Appropriations Subcommittee on Homeland Security

Inquiries relating to this report may be directed to me at (202) 646-3900.

Sincerely,

A handwritten signature in blue ink that reads "Deanne Criswell". The signature is written in a cursive, flowing style.

Deanne Criswell  
Administrator  
Federal Emergency Management Agency



# Disaster Relief Fund: Monthly Report as of February 28, 2022

## Table of Contents

I.	Legislative Language.....	1
II.	Background .....	4
	Appendix A: DRF Appropriations Summary .....	5
	Appendix B: DRF Funding Activity .....	6
	Appendix C: Obligations and Estimates by Spending Category.....	14
	Appendix D: Allocations, Obligations, & Expenditures.....	15
	Appendix E: Fund Exhaustion Date.....	25
	Appendix F: DRF Cost Estimation Bridge Table .....	26
	Appendix G: BRIC-PDM History and Fund Status .....	29

# I. Legislative Language

This document has been compiled pursuant to language set forth in the Fiscal Year (FY) 2022 Further Continuing Appropriations Act (P.L. 117-86), which extends the terms and conditions of the FY 2021 Department of Homeland Security Appropriations Act (P.L. 116-260) and its accompanying Joint Explanatory Statement and House Report 116-458; and in the Coronavirus Aid, Relief, and Economic Security Act (P.L. 116-136).

P.L. 117-86 states:

SEC. 101. The Continuing Appropriations Act, 2022 (division A of Public Law 117-43) is amended—

(1) by striking the date specified in section 106(3) and inserting “March 11, 2022”...

P.L. 117-43 states:

The following sums are hereby appropriated, out of any money in the Treasury not otherwise appropriated, and out of applicable corporate or other revenues, receipts, and funds, for the several departments, agencies, corporations, and other organizational units of Government for fiscal year 2022, and for other purposes, namely:

SEC. 101. Such amounts as may be necessary, at a rate for operations as provided in the applicable appropriations Acts for fiscal year 2021 and under the authority and conditions provided in such Acts, for continuing projects or activities (including the costs of direct loans and loan guarantees) that are not otherwise specifically provided for in this Act, that were conducted in fiscal year 2021, and for which appropriations, funds, or other authority were made available in the following appropriations Acts:

... (6) The Department of Homeland Security Appropriations Act, 2021 (division F of Public Law 116-260), except section 538, and including sections 101 through 103 and section 105 of title I of division O of Public Law 116-260.

SEC. 106. Unless otherwise provided for in this Act or in the applicable appropriations Act for fiscal year 2022, appropriations and funds made available and authority granted pursuant to this Act shall be available until whichever of the following first occurs:

(1) The enactment into law of an appropriation for any project or activity provided for in this Act.

(2) The enactment into law of the applicable appropriations Act for fiscal year 2022 without any provision for such project or activity.

(3) December 3, 2021.

P.L. 116-260 (referenced above) states:

The reporting requirements in paragraphs (1) and (2) under the heading “Federal Emergency Management Agency-Disaster Relief Fund” in the Department of Homeland Security Appropriations Act, 2015 (Public Law 114-4) shall be applied in fiscal year 2021 with respect to budget year 2022 and current fiscal year 2021, respectively-

- (1) in paragraph (1) by substituting “fiscal year 2022” for “fiscal year 2016”; and
- (2) in paragraph (2) by inserting “business” after “fifth”.

P.L. 114-4 (referenced above) states:

*Provided*, That the Administrator of the Federal Emergency Management Agency shall submit to the Committees on Appropriations of the Senate and the House of Representatives the following reports, including a specific description of the methodology and the source data used in developing such reports.

- (2) an estimate or actual amounts, if available, of the following for the current fiscal year shall be submitted not later than the fifth day of each month, and shall be published by the Administrator on the Agency's Web site not later than the fifth day of each month:
  - (A) a summary of the amount of appropriations made available by source, the transfers executed, the previously allocated funds recovered, and the commitments, allocations, and obligations made;
  - (B) a table of disaster relief activity delineated by month, including-
    - (i) the beginning and ending balances;
    - (ii) the total obligations to include amounts obligated for fire assistance, emergencies, surge, and disaster support activities;
    - (iii) the obligations for catastrophic events delineated by event and bystate; and
    - (iv) the amount of previously obligated funds that are recovered;
  - (C) a summary of allocations, obligations, and expenditures for catastrophic events delineated by event;

- (D) in addition, for a disaster declaration related to Hurricane Sandy, the cost of the following categories of spending: public assistance, individual assistance, mitigation, administrative, operations, and any other relevant category (including emergency measures and disaster resources); and
- (E) the date on which funds appropriated will be exhausted...

P.L. 116-136 states:

*Provided further,* That every 30 days the Administrator shall provide the Committees on Appropriations of the Senate and the House of Representatives both projected and actual costs for funds provided under this heading for major disasters and any other expenses...

This report covers activities as of February 28, 2022.

## II. Background

P.L. 116-260 requires that the Federal Emergency Management Agency (FEMA) Administrator provide a report by the fifth business day of each month on the Disaster Relief Fund (DRF) that includes a funding summary, a table delineating DRF funding activities each month by state and event, a summary of the funding for the catastrophic events, and the fund exhaustion date, or end-of-fiscal-year balance.

P.L. 116-136 requires that both projected and actual costs for funds provided by it for major disasters and any other expenses be provided to the House and Senate Appropriations Committees.

Consequently, the following report elements are included:

1. Appendix A is an appropriations summary that includes a synopsis of the amount of appropriations made available by source, the transfers executed, the previously allocated funds recovered, and the commitments, allocations, and obligations.
2. Appendix B presents details on the DRF funding activities delineated by month.
3. Appendix C presents obligations and estimates by spending category for Hurricanes Sandy, Harvey, Irma, and Maria; Coronavirus Disease 2019 (COVID-19); and declarations since August 1, 2017.
4. Appendix D presents funding summaries for the current active catastrophic events including the allocations, obligations, and expenditures.
5. Appendix E presents the fund exhaustion date, or end-of-fiscal-year balance.
6. Appendix F presents a bridge table that provides explanation for the monthly and baseline change for all activities to include details for catastrophic events.
7. Appendix G presents the fund history and current status of the Building Resilient Infrastructure and Communities (BRIC)/Pre-Disaster Mitigation (PDM) program.

<b>Disaster Relief Fund Congressional Monthly Report</b>			
<b>as of February 28, 2022</b>			
(Dollars in Millions)			
	<b>Major</b>		
	<b>Declarations</b>	<b>Base</b>	<b>Total</b>
Carryover From FY 2021	\$ 28,327	\$ 4,037	\$ 32,364
FY 2022 Appropriation/CR <sup>(1)</sup>	17,142		17,142
FY 2022 Recoveries	2,265	158	2,423
<b>Total Budget Authority</b>	<b>47,734</b>	<b>4,195</b>	<b>51,929</b>
Anticipated Transfers to DADLP <sup>(2)</sup>	(80)		(80)
6% for Predisaster Mitigation per DRRRA <sup>(3)</sup>	(46)		(46)
Anticipated Transfers to USAID <sup>(4)</sup>		(10)	(10)
<b>Revised Budget Authority</b>	<b>47,608</b>	<b>4,185</b>	<b>51,793</b>
Obligations <sup>(5)</sup>	(19,313)	(228)	(19,541)
<b>Balance</b>	<b>28,295</b>	<b>3,957</b>	<b>32,252</b>
<b>Projections for the Remainder of FY 2022</b>			
Projected FY 2022 Additional Obligations			
Based on Existing Spend Plans			
Non-Catastrophic Disasters			
Catastrophic Disasters	(22,982)		(22,982)
DRS and Other		(274)	(274)
Predisaster Mitigation			
<b>Subtotal Existing Spend Plans</b>	<b>(22,982)</b>	<b>(274)</b>	<b>(23,256)</b>
Based on 10-year Average			
Non-Catastrophic Disasters	(1,378)		(1,378)
EM, FMAG, and SU		(384)	(384)
<b>Subtotal 10-year Average</b>	<b>(1,378)</b>	<b>(384)</b>	<b>(1,762)</b>
<b>Total Projected FY 2022 Additional Obligations</b>	<b>(24,360)</b>	<b>(658)</b>	<b>(25,018)</b>
Projected Additional Recoveries	1,235	142	1,377
<b>Balance</b>	<b>\$ 5,170</b>	<b>\$ 3,441</b>	<b>\$ 8,611</b>

**Notes:**

(1) Pursuant to section 133 of the FY 2022 Continuing Appropriations Act, (P. L. 117-43), the DRF appropriation may be apportioned as necessary, up to the FY 2021 enacted levels, to carry out response and recovery activities.

(2) Pursuant to P.L. 116-260, FY 2021 DHS Appropriations Act and FY 2022 Continuing Appropriations Act, (P.L. 117-43).

(3) Pursuant to the Disaster Recovery Reform Act (DRRA) (P.L. 115-254). See Appendix G for additional information regarding the BRIC program balance. The BRIC funding continues to be available to FEMA for other purposes should the DRF Majors balance drop too low to cover immediate response or recovery needs.

(4) Anticipated transfers to the U.S. Agency for International Development (USAID) for Compact Aid Agreement.

(5) As of February 28, 2022, unobligated commitments totaled \$231 million and uncommitted/unobligated allocations totaled \$712 million.

Source of financial information is the Integrated Financial Management Information System (IFMIS).



**APPENDIX B: DRF Funding Activity (Details)**

**Disaster Relief Fund Monthly Obligations FY 2022  
DRF Monthly Spend Plan (FY 2022)  
(S in millions)  
as of February 28, 2022**

	<u>Oct-21</u>	<u>Nov-21</u>	<u>Dec-21</u>	<u>Jan-22</u>	<u>Feb-22</u>	<u>Mar-22</u>	<u>Apr-22</u>	<u>May-22</u>	<u>Jun-22</u>	<u>Jul-22</u>	<u>Aug-22</u>	<u>Sep-22</u>	<u>Total</u>
Beginning of Month DRF Balance	\$ 32,364	\$ 46,964	\$ 45,479	\$ 38,882	\$ 34,428	\$ 32,252	\$ 29,239	\$ 24,579	\$ 21,231	\$ 16,630	\$ 14,727	\$ 11,101	\$ 8,611
FY 2022 Appropriation/ CR <sup>(1)</sup>	17,142												
Anticipated Transfers to DADLP <sup>(2)</sup>	(15)			(65)									
Predisaster Mitigation <sup>(3)</sup>	(9)	(8)	(1)	(11)	(17)								
Anticipated Transfers to USAID <sup>(4)</sup>	(10)												
<b>Total Available</b>	<b>49,472</b>	<b>46,956</b>	<b>45,478</b>	<b>38,806</b>	<b>34,411</b>	<b>32,252</b>	<b>29,239</b>	<b>24,579</b>	<b>21,231</b>	<b>16,630</b>	<b>14,727</b>	<b>11,101</b>	<b>8,611</b>
Major Declarations	45,445	42,949	41,489	34,849	30,478	28,295	25,383	20,793	17,505	12,970	11,125	7,575	5,170
Base	4,027	4,007	3,989	3,957	3,933	3,957	3,856	3,786	3,726	3,660	3,602	3,526	3,441
<b>DRF Base Activities</b>													
<b>Emergencies</b>													
Monthly Actual/ Estimated Obligations	(8)	(3)	(2)	(4)	(3)	(12)	(12)	(12)	(12)	(13)	(13)	(14)	(108)
<b>Fire Management</b>													
Monthly Actual/ Estimated Obligations	(4)	(20)	(8)	(17)	(7)	(22)	(22)	(22)	(21)	(21)	(21)	(21)	(206)
<b>Surge</b>													
Monthly Actual/ Estimated Obligations	-	(2)	-	-	-	(20)	(21)	(21)	(21)	(21)	(21)	(21)	(148)
<b>Disaster Support &amp; Other Activities</b>													
DRS Monthly Actual/ Estimated Obligations	(20)	(44)	(31)	(30)	(11)	(65)	(33)	(23)	(30)	(21)	(39)	(47)	(394)
Other Monthly Actual/ Estimated Obligations	(1)	(2)	(8)	(1)	(2)	(2)	(2)	(2)	(2)	(2)	(3)	(3)	(30)
Monthly Actual/ Estimated Obligations	(21)	(46)	(39)	(31)	(13)	(67)	(35)	(25)	(32)	(23)	(42)	(50)	(424)
<b>Total DRF Base Actual/ Estimated Obligations</b>	<b>(33)</b>	<b>(71)</b>	<b>(49)</b>	<b>(52)</b>	<b>(23)</b>	<b>(121)</b>	<b>(90)</b>	<b>(80)</b>	<b>(86)</b>	<b>(78)</b>	<b>(97)</b>	<b>(106)</b>	<b>(886)</b>
<b>DRF DR Activities</b>													
<b>Average Monthly Major DR Activity (Non-Cat.)</b>													
Monthly Actual/ Estimated Obligations	(249)	(182)	(250)	(296)	(183)	(194)	(497)	(237)	(141)	(127)	(48)	(134)	(2,538)
<b>Katrina Rita Wilma</b>													
Initial FY 2022 Spend Plan Estimates	-	(3)	(5)	(4)	(34)	(6)	(5)	(6)	(63)	(8)	(4)	(3)	(141)
Monthly Actual/ Estimated Obligations	-	(33)	(5)	(1)	(4)	(11)	(5)	(5)	(66)	(7)	(4)	(4)	(145)
<b>Gustav</b>													
Initial FY 2022 Spend Plan Estimates	-	(1)	(2)	-	-	(7)	(3)	-	(1)	-	-	-	(14)
Monthly Actual/ Estimated Obligations	-	-	(5)	-	-	-	-	(7)	(1)	-	-	(1)	(14)
<b>Ike</b>													
Initial FY 2022 Spend Plan Estimates	(2)	-	-	-	-	(1)	-	-	-	-	-	(1)	(4)
Monthly Actual/ Estimated Obligations	(1)	-	(1)	(1)	(1)	(5)	-	-	-	-	-	-	(9)
<b>TN Floods</b>													
Initial FY 2022 Spend Plan Estimates	-	-	-	-	(1)	-	-	(1)	-	-	-	-	(2)
Monthly Actual/ Estimated Obligations	-	-	-	-	-	-	-	(1)	-	-	-	(1)	(2)
<b>2011 Spring Tornadoes</b>													
Initial FY 2022 Spend Plan Estimates	-	-	-	-	-	-	-	(1)	-	-	-	-	(1)
Monthly Actual/ Estimated Obligations	-	-	-	-	-	-	-	-	-	-	-	-	-

**APPENDIX B: DRF Funding Activity (Details)**

**Disaster Relief Fund Monthly Obligations FY 2022  
DRF Monthly Spend Plan (FY 2022)  
(S in millions)  
as of February 28, 2022**

	<u>Oct-21</u>	<u>Nov-21</u>	<u>Dec-21</u>	<u>Jan-22</u>	<u>Feb-22</u>	<u>Mar-22</u>	<u>Apr-22</u>	<u>May-22</u>	<u>Jun-22</u>	<u>Jul-22</u>	<u>Aug-22</u>	<u>Sep-22</u>	<u>Total</u>
<b>Irene</b>													
<b>Initial FY 2022 Spend Plan Estimates</b>	-	(1)	(3)	(5)	(1)	-	(6)	(16)	(2)	-	-	-	(34)
Monthly Actual/ Estimated Obligations	(6)	(1)	-	(1)	-	-	-	(15)	(6)	(1)	-	(4)	(34)
<b>Lee</b>													
<b>Initial FY 2022 Spend Plan Estimates</b>	-	(1)	(1)	-	-	-	-	(1)	(1)	(2)	-	-	(6)
Monthly Actual/ Estimated Obligations	-	(1)	-	-	-	-	(1)	(1)	(1)	(2)	-	-	(6)
<b>Isaac</b>													
<b>Initial FY 2022 Spend Plan Estimates</b>	-	-	(1)	-	-	-	-	-	(3)	-	-	-	(4)
Monthly Actual/ Estimated Obligations	-	(6)	(2)	-	-	-	-	-	(2)	-	-	(1)	(11)
<b>Sandy</b>													
<b>Initial FY 2022 Spend Plan Estimates</b>	(1)	(13)	(79)	(31)	(20)	(5)	(20)	(15)	(4)	(58)	(12)	(3)	(261)
Monthly Actual/ Estimated Obligations	(8)	(8)	(6)	(44)	(4)	(72)	(42)	(17)	(5)	(53)	(15)	(3)	(277)
<b>2013 Colorado Flood</b>													
<b>Initial FY 2022 Spend Plan Estimates</b>	-	-	(1)	-	-	-	-	-	-	-	-	-	(1)
Monthly Actual/ Estimated Obligations	-	-	-	-	-	(1)	(1)	-	-	-	-	-	(2)
<b>WV Floods 4273</b>													
<b>Initial FY 2022 Spend Plan Estimates</b>	-	(11)	(1)	(2)	(1)	(8)	(1)	(1)	(1)	(2)	(1)	(5)	(34)
Monthly Actual/ Estimated Obligations	-	-	(2)	-	(1)	(11)	(3)	(3)	(2)	(1)	(3)	(6)	(32)
<b>LA Floods 4277</b>													
<b>Initial FY 2022 Spend Plan Estimates</b>	(2)	(38)	(6)	(2)	(2)	(5)	(4)	(4)	(10)	(2)	(13)	(1)	(89)
Monthly Actual/ Estimated Obligations	(3)	(5)	(2)	(1)	(34)	(12)	(5)	(5)	(17)	(2)	(13)	(1)	(100)
<b>Matthew</b>													
<b>Initial FY 2022 Spend Plan Estimates</b>	(5)	(3)	(5)	(15)	(7)	(7)	(71)	(11)	(8)	(13)	-	-	(145)
Monthly Actual/ Estimated Obligations	(2)	(1)	(8)	(2)	-	(14)	(18)	(13)	(9)	(17)	(1)	(68)	(153)
<b>CA Winter Storms</b>													
<b>Initial FY 2022 Spend Plan Estimates</b>	(3)	-	(23)	(2)	(21)	-	-	-	-	-	-	-	(49)
Monthly Actual/ Estimated Obligations	(1)	(13)	(1)	(2)	(2)	(19)	(26)	-	-	-	-	-	(64)
<b>Harvey</b>													
<b>Initial FY 2022 Spend Plan Estimates</b>	(8)	(17)	(58)	(17)	(32)	(77)	(6)	(6)	(73)	(14)	(13)	(60)	(381)
Monthly Actual/ Estimated Obligations	(10)	(9)	(35)	(7)	(21)	(15)	(22)	(28)	(123)	(18)	(41)	(52)	(381)
<b>Irma</b>													
<b>Initial FY 2022 Spend Plan Estimates</b>	(12)	(3)	(13)	(21)	(16)	(20)	(22)	(14)	(13)	(27)	(6)	(19)	(186)
Monthly Actual/ Estimated Obligations	(5)	(5)	(19)	(14)	(2)	(11)	(25)	(25)	(20)	(29)	(8)	(28)	(191)
<b>Maria</b>													
<b>Initial FY 2022 Spend Plan Estimates</b>	(132)	(536)	(464)	(448)	(1,158)	(393)	(1,007)	(359)	(1,400)	(311)	(1,878)	(659)	(8,745)
Monthly Actual/ Estimated Obligations	(126)	(123)	(403)	(1,194)	(322)	(273)	(1,398)	(590)	(1,711)	(135)	(1,840)	(511)	(8,626)
<b>CA Wildfires 2017</b>													
<b>Initial FY 2022 Spend Plan Estimates</b>	(3)	(5)	(7)	(7)	-	-	(42)	-	-	-	-	(1)	(65)
Monthly Actual/ Estimated Obligations	(2)	(4)	-	(3)	(13)	(6)	(46)	(2)	-	-	-	-	(76)
<b>Florence</b>													
<b>Initial FY 2022 Spend Plan Estimates</b>	(5)	(10)	(17)	(6)	(21)	(36)	(9)	(11)	(7)	(5)	-	(5)	(132)
Monthly Actual/ Estimated Obligations	(6)	(6)	(4)	(2)	(11)	(1)	(17)	(11)	(10)	(9)	(34)	(18)	(129)
<b>Michael</b>													
<b>Initial FY 2022 Spend Plan Estimates</b>	(9)	(31)	(14)	(20)	(52)	(43)	(37)	(33)	(19)	(33)	(40)	(11)	(342)
Monthly Actual/ Estimated Obligations	(104)	(20)	(13)	(27)	(5)	(51)	(15)	(25)	(7)	(15)	(40)	(22)	(344)

**APPENDIX B: DRF Funding Activity (Details)**

**Disaster Relief Fund Monthly Obligations FY 2022  
DRF Monthly Spend Plan (FY 2022)  
(S in millions)  
as of February 28, 2022**

	<u>Oct-21</u>	<u>Nov-21</u>	<u>Dec-21</u>	<u>Jan-22</u>	<u>Feb-22</u>	<u>Mar-22</u>	<u>Apr-22</u>	<u>May-22</u>	<u>Jun-22</u>	<u>Jul-22</u>	<u>Aug-22</u>	<u>Sep-22</u>	<u>Total</u>
<b>Yutu 4404</b>													
Initial FY 2022 Spend Plan Estimates	(2)	(3)	(24)	(8)	(16)	(4)	(4)	-	(4)	(6)	(20)	(3)	(94)
Monthly Actual/ Estimated Obligations	(1)	(9)	(2)	(10)	(7)	(16)	(11)	(6)	(1)	(4)	(4)	(2)	(73)
<b>CA Wildfires 2018</b>													
Initial FY 2022 Spend Plan Estimates	(1)	(4)	(13)	(1)	(2)	(13)	-	(12)	-	-	-	(13)	(59)
Monthly Actual/ Estimated Obligations	(1)	(3)	(4)	(1)	(11)	(2)	(12)	(1)	(12)	(1)	-	(11)	(59)
<b>Nebraska Winter Storm 2019</b>													
Initial FY 2022 Spend Plan Estimates	(1)	(2)	(6)	(2)	(1)	(20)	(1)	(22)	-	(101)	(3)	(11)	(170)
Monthly Actual/ Estimated Obligations	(1)	(73)	(7)	(2)	(1)	(2)	(23)	(28)	-	-	(2)	(11)	(150)
<b>PR Earthquakes 4473</b>													
Initial FY 2022 Spend Plan Estimates	(14)	(34)	(56)	(11)	(8)	(21)	(109)	(15)	(16)	(5)	(22)	(112)	(423)
Monthly Actual/ Estimated Obligations	(23)	(62)	(47)	(33)	(26)	(11)	(116)	(36)	(20)	(4)	(9)	(33)	(420)
<b>COVID-19</b>													
Initial FY 2022 Spend Plan Estimates	(1,333)	(2,297)	(3,761)	(1,331)	(1,794)	(1,230)	(1,691)	(1,432)	(1,666)	(1,500)	(3,483)	(1,958)	(23,476)
Monthly Actual/ Estimated Obligations	(1,259)	(1,015)	(5,398)	(2,606)	(1,511)	(1,965)	(2,266)	(2,231)	(2,346)	(1,447)	(1,420)	(1,603)	(25,067)
<b>California Wildfires 2020</b>													
Initial FY 2022 Spend Plan Estimates	(5)	(9)	(23)	(17)	(23)	(19)	(2)	(4)	(10)	(17)	(135)	(6)	(270)
Monthly Actual/ Estimated Obligations	-	(9)	(4)	(7)	(26)	(22)	(12)	(16)	(21)	(27)	(127)	(3)	(274)
<b>Laura</b>													
Initial FY 2022 Spend Plan Estimates	(261)	(38)	(27)	(21)	(31)	(26)	(14)	(20)	(35)	(7)	(47)	(40)	(567)
Monthly Actual/ Estimated Obligations	(161)	(67)	(137)	(59)	(164)	(34)	(22)	(11)	(27)	(8)	(45)	(7)	(742)
<b>Oregon Wildfires 2020</b>													
Initial FY 2022 Spend Plan Estimates	(20)	(50)	(16)	(7)	(6)	(18)	(20)	(29)	(44)	(8)	(10)	(10)	(238)
Monthly Actual/ Estimated Obligations	(26)	(21)	(57)	(9)	(32)	(3)	(13)	(25)	(28)	(10)	(4)	(8)	(236)
<b>Ida</b>													
Initial FY 2022 Spend Plan Estimates	(1,015)	(307)	(230)	(147)	(145)	(98)	(60)	(75)	(50)	(79)	(52)	(139)	(2,397)
Monthly Actual/ Estimated Obligations	(1,015)	(399)	(324)	(160)	(629)	(337)	(170)	(125)	(135)	(105)	(69)	(50)	(3,518)
<b>Actual/ Estimated Major Declaration Obligations</b>													
Total DR Actual/ Estimated Obligations	(3,010)	(2,075)	(6,736)	(4,482)	(3,010)	(3,088)	(4,766)	(3,464)	(4,711)	(2,022)	(3,727)	(2,582)	(43,673)
<b>FY 2022 Actual/ Estimated Recoveries</b>													
Monthly Recovery Estimates	535	669	189	156	874	196	196	196	196	197	198	198	3,800
Major Declaration Actuals/ Estimated	522	616	172	128	827	176	176	176	176	177	177	177	3,500
Base Actuals/ Estimated	13	53	17	28	47	20	20	20	20	20	21	21	300
<b>DRF Available at End of Month (Including Recoveries)</b>	<b>\$ 46,964</b>	<b>\$ 45,479</b>	<b>\$ 38,882</b>	<b>\$ 34,428</b>	<b>\$ 32,252</b>	<b>\$ 29,239</b>	<b>\$ 24,579</b>	<b>\$ 21,231</b>	<b>\$ 16,630</b>	<b>\$ 14,727</b>	<b>\$ 11,101</b>	<b>\$ 8,611</b>	

NOTES:

- (1) Pursuant to section 133 of the FY 2022 Continuing Appropriations Act, (P. L. 117-43), the DRF appropriation may be apportioned as necessary, up to the FY 2021 enacted levels, to carry out response and recovery activities.
- (2) Pursuant to P.L. 116-260, FY 2021 DHS Appropriations Act and FY 2022 Continuing Appropriations Act, (P.L. 117-43).
- (3) Pursuant to DRRA (P.L. 115-254). The BRIC total set-aside amount includes \$1 billion of the COVID-19 declaration estimates. FEMA estimates up to \$3.7 billion for BRIC (6%) as a result of COVID-19 major disaster declarations. Future set-asides associated with this estimate may be forthcoming. See Appendix G for additional information regarding the BRIC program balance.
- (4) Anticipated transfers to USAID for Compact Aid Agreement.

APPENDIX B: DRF Funding Activity (By Catastrophic Disaster)

Disaster Relief Fund Monthly Detailed Obligations FY 2022  
(\$ in millions)

Event/DR	Cumulative Obligations	October Actual	November Actual	December Actual	January Actual	February Actual	March Estimated	April Estimated	May Estimated	June Estimated	July Estimated	August Estimated	September Estimated	FY 2022 Total
	Through FY 2021													
<b>Katrina Rita Wilma</b>														
1602-FL	(233)	\$ -	\$ -	\$ -	\$ -	\$ -	\$ -	\$ -	\$ -	\$ -	\$ -	\$ -	\$ -	\$ -
1603-LA	(32,830)	-	(33)	(5)	(1)	(4)	(10)	(5)	(3)	(65)	(7)	(3)	(2)	(138)
1604-MS	(10,113)	-	-	-	-	-	-	-	-	(1)	-	-	(1)	(2)
1605-AL	(1,043)	-	-	-	-	-	-	-	-	-	-	-	-	-
1606-TX	(1,878)	-	-	-	-	-	-	-	-	-	-	-	-	-
1607-LA	(1,921)	-	-	-	-	-	(1)	-	-	-	-	(1)	(1)	(3)
1609-FL	(2,567)	-	-	-	-	-	-	-	(2)	-	-	-	-	(2)
	<b>(50,585)</b>	<b>-</b>	<b>(33)</b>	<b>(5)</b>	<b>(1)</b>	<b>(4)</b>	<b>(11)</b>	<b>(5)</b>	<b>(5)</b>	<b>(66)</b>	<b>(7)</b>	<b>(4)</b>	<b>(4)</b>	<b>(145)</b>
<b>Gustav</b>														
1786-LA	(1,691)	-	-	(5)	-	-	-	-	(7)	(1)	-	-	-	(13)
1789-AL	(10)	-	-	-	-	-	-	-	-	-	-	-	(1)	(1)
1793-AR	(6)	-	-	-	-	-	-	-	-	-	-	-	-	-
1794-MS	(40)	-	-	-	-	-	-	-	-	-	-	-	-	-
1806-FL	(6)	-	-	-	-	-	-	-	-	-	-	-	-	-
	<b>(1,753)</b>	<b>-</b>	<b>-</b>	<b>(5)</b>	<b>-</b>	<b>-</b>	<b>-</b>	<b>-</b>	<b>(7)</b>	<b>(1)</b>	<b>-</b>	<b>-</b>	<b>(1)</b>	<b>(14)</b>
<b>Ike</b>														
1791-TX	(4,385)	-	-	-	(1)	(1)	(5)	-	-	-	-	-	-	(7)
1792-LA	(372)	(1)	-	(1)	-	-	-	-	-	-	-	-	-	(2)
1797-AL	(8)	-	-	-	-	-	-	-	-	-	-	-	-	-
1802-KY	(24)	-	-	-	-	-	-	-	-	-	-	-	-	-
1804-AR	(3)	-	-	-	-	-	-	-	-	-	-	-	-	-
1805-OH	(56)	-	-	-	-	-	-	-	-	-	-	-	-	-
	<b>(4,848)</b>	<b>(1)</b>	<b>-</b>	<b>(1)</b>	<b>(1)</b>	<b>(1)</b>	<b>(5)</b>	<b>-</b>	<b>-</b>	<b>-</b>	<b>-</b>	<b>-</b>	<b>-</b>	<b>(9)</b>
<b>TN Floods</b>														
1909-TN	(559)	-	-	-	-	-	-	-	(1)	-	-	-	(1)	(2)
	<b>(559)</b>	<b>-</b>	<b>-</b>	<b>-</b>	<b>-</b>	<b>-</b>	<b>-</b>	<b>-</b>	<b>(1)</b>	<b>-</b>	<b>-</b>	<b>-</b>	<b>(1)</b>	<b>(2)</b>
<b>2011 Spring Tornadoes</b>														
1971-AL	(701)	-	-	-	-	-	-	-	-	-	-	-	-	-
1972-MS	(67)	-	-	-	-	-	-	-	-	-	-	-	-	-
1973-GA	(44)	-	-	-	-	-	-	-	-	-	-	-	-	-
1974-TN	(90)	-	-	-	-	-	-	-	-	-	-	-	-	-
1975-AR	(104)	-	-	-	-	-	-	-	-	-	-	-	-	-
1976-KY	(59)	-	-	-	-	-	-	-	-	-	-	-	-	-
1980-MO	(510)	-	-	-	-	-	-	-	-	-	-	-	-	-
	<b>(1,575)</b>	<b>-</b>	<b>-</b>	<b>-</b>	<b>-</b>	<b>-</b>	<b>-</b>	<b>-</b>	<b>-</b>	<b>-</b>	<b>-</b>	<b>-</b>	<b>-</b>	<b>-</b>
<b>Irene</b>														
4017-PR	(143)	-	-	-	-	-	-	-	-	-	-	-	-	-
4019-NC	(189)	-	-	-	-	-	-	-	-	-	-	-	-	-
4020-NY	(888)	(6)	-	-	(1)	-	-	-	(15)	(2)	(1)	-	-	(25)
4021-NJ	(398)	-	(1)	-	-	-	-	-	-	-	-	-	-	(1)
4022-VT	(330)	-	-	-	-	-	-	-	-	(4)	-	-	(3)	(7)
4023-CT	(75)	-	-	-	-	-	-	-	-	-	-	-	-	-
4024-VA	(73)	-	-	-	-	-	-	-	-	-	-	-	-	-
4025-PA	(99)	-	-	-	-	-	-	-	-	-	-	-	-	-
4026-NH	(27)	-	-	-	-	-	-	-	-	-	-	-	-	-
4027-RI	(11)	-	-	-	-	-	-	-	-	-	-	-	-	-
4028-MA	(53)	-	-	-	-	-	-	-	-	-	-	-	(1)	(1)
4032-ME	(3)	-	-	-	-	-	-	-	-	-	-	-	-	-
4034-MD	(25)	-	-	-	-	-	-	-	-	-	-	-	-	-
4036-DC	(4)	-	-	-	-	-	-	-	-	-	-	-	-	-
4037-DE	(3)	-	-	-	-	-	-	-	-	-	-	-	-	-
	<b>(2,321)</b>	<b>(6)</b>	<b>(1)</b>	<b>-</b>	<b>(1)</b>	<b>-</b>	<b>-</b>	<b>-</b>	<b>(15)</b>	<b>(6)</b>	<b>(1)</b>	<b>-</b>	<b>(4)</b>	<b>(34)</b>

APPENDIX B: DRF Funding Activity (By Catastrophic Disaster)

Disaster Relief Fund Monthly Detailed Obligations FY 2022  
(\$ in millions)

Event/DR	Cumulative Obligations													FY 2022 Total
	Through FY 2021	October Actual	November Actual	December Actual	January Actual	February Actual	March Estimated	April Estimated	May Estimated	June Estimated	July Estimated	August Estimated	September Estimated	
<b>Lee</b>														
4030-PA	(374)	-	-	-	-	-	-	-	-	-	-	-	-	-
4031-NY	(417)	-	(1)	-	-	-	-	-	(1)	(1)	(1)	(2)	-	(6)
4038-MD	(15)	-	-	-	-	-	-	-	-	-	-	-	-	-
4039-NJ	(6)	-	-	-	-	-	-	-	-	-	-	-	-	-
4041-LA	(7)	-	-	-	-	-	-	-	-	-	-	-	-	-
4045-VA	(7)	-	-	-	-	-	-	-	-	-	-	-	-	-
	<b>(826)</b>	-	<b>(1)</b>	-	-	-	-	<b>(1)</b>	<b>(1)</b>	<b>(1)</b>	<b>(2)</b>	-	-	<b>(6)</b>
<b>Isaac</b>														
4080-LA	(697)	-	(6)	(2)	-	-	-	-	-	(2)	-	-	(1)	(11)
4081-MS	(91)	-	-	-	-	-	-	-	-	-	-	-	-	-
4082-AL	(10)	-	-	-	-	-	-	-	-	-	-	-	-	-
4084-FL	(29)	-	-	-	-	-	-	-	-	-	-	-	-	-
	<b>(827)</b>	-	<b>(6)</b>	<b>(2)</b>	-	-	-	-	-	<b>(2)</b>	-	-	<b>(1)</b>	<b>(11)</b>
<b>Sandy</b>														
4085-NY	(18,268)	(8)	(5)	(2)	(43)	(3)	(68)	(24)	(7)	(3)	(3)	(14)	(3)	(183)
4086-NJ	(3,394)	-	(3)	(4)	(1)	(1)	(4)	(18)	(10)	(2)	(50)	(1)	-	(94)
4087-CT	(124)	-	-	-	-	-	-	-	-	-	-	-	-	-
4089-RI	(19)	-	-	-	-	-	-	-	-	-	-	-	-	-
4090-DE	(8)	-	-	-	-	-	-	-	-	-	-	-	-	-
4091-MD	(48)	-	-	-	-	-	-	-	-	-	-	-	-	-
4092-VA	(14)	-	-	-	-	-	-	-	-	-	-	-	-	-
4093-WV	(23)	-	-	-	-	-	-	-	-	-	-	-	-	-
4095-NH	(3)	-	-	-	-	-	-	-	-	-	-	-	-	-
4096-DC	(3)	-	-	-	-	-	-	-	-	-	-	-	-	-
4097-MA	(18)	-	-	-	-	-	-	-	-	-	-	-	-	-
4098-OH	(24)	-	-	-	-	-	-	-	-	-	-	-	-	-
4099-PA	(17)	-	-	-	-	-	-	-	-	-	-	-	-	-
	<b>(21,963)</b>	<b>(8)</b>	<b>(8)</b>	<b>(6)</b>	<b>(44)</b>	<b>(4)</b>	<b>(72)</b>	<b>(42)</b>	<b>(17)</b>	<b>(5)</b>	<b>(53)</b>	<b>(15)</b>	<b>(3)</b>	<b>(277)</b>
<b>2013 Colorado Flood</b>														
4145-CO	(647)	-	-	-	-	-	(1)	(1)	-	-	-	-	-	(2)
	<b>(647)</b>	-	-	-	-	-	<b>(1)</b>	<b>(1)</b>	-	-	-	-	-	<b>(2)</b>
<b>WV Floods 4273</b>														
4273-WV	(580)	-	-	(2)	-	(1)	(11)	(3)	(3)	(2)	(1)	(3)	(6)	(32)
	<b>(580)</b>	-	-	<b>(2)</b>	-	<b>(1)</b>	<b>(11)</b>	<b>(3)</b>	<b>(3)</b>	<b>(2)</b>	<b>(1)</b>	<b>(3)</b>	<b>(6)</b>	<b>(32)</b>
<b>LA Floods 4277</b>														
4277-LA	(2,671)	(3)	(5)	(2)	(1)	(34)	(12)	(5)	(5)	(17)	(2)	(13)	(1)	(100)
	<b>(2,671)</b>	<b>(3)</b>	<b>(5)</b>	<b>(2)</b>	<b>(1)</b>	<b>(34)</b>	<b>(12)</b>	<b>(5)</b>	<b>(5)</b>	<b>(17)</b>	<b>(2)</b>	<b>(13)</b>	<b>(1)</b>	<b>(100)</b>

APPENDIX B: DRF Funding Activity (By Catastrophic Disaster)

Disaster Relief Fund Monthly Detailed Obligations FY 2022  
(\$ in millions)

Event/DR	Cumulative Obligations	October Actual	November Actual	December Actual	January Actual	February Actual	March Estimated	April Estimated	May Estimated	June Estimated	July Estimated	August Estimated	September Estimated	FY 2022 Total
	Through FY 2021													
<b>Matthew</b>														
4283-FL	(494)	-	-	(6)	-	-	(5)	(14)	(1)	(2)	(9)	-	-	(37)
4284-GA	(147)	-	-	-	-	-	(3)	-	(5)	-	(4)	-	-	(12)
4285-NC	(667)	(2)	(1)	-	(2)	-	-	(1)	(6)	(7)	(4)	-	(66)	(89)
4286-SC	(395)	-	-	(2)	-	-	(6)	(3)	-	-	-	(1)	(2)	(14)
4291-VA	(40)	-	-	-	-	-	-	-	(1)	-	-	-	-	(1)
	<b>(1,743)</b>	<b>(2)</b>	<b>(1)</b>	<b>(8)</b>	<b>(2)</b>	<b>-</b>	<b>(14)</b>	<b>(18)</b>	<b>(13)</b>	<b>(9)</b>	<b>(17)</b>	<b>(1)</b>	<b>(68)</b>	<b>(153)</b>
<b>CA Winter Storms</b>														
4308-CA	(863)	(1)	(13)	(1)	(2)	(2)	(19)	(26)	-	-	-	-	-	(64)
	<b>(863)</b>	<b>(1)</b>	<b>(13)</b>	<b>(1)</b>	<b>(2)</b>	<b>(2)</b>	<b>(19)</b>	<b>(26)</b>	<b>-</b>	<b>-</b>	<b>-</b>	<b>-</b>	<b>-</b>	<b>(64)</b>
<b>Harvey</b>														
4332-TX	(7,919)	(10)	(9)	(34)	(7)	(21)	(15)	(22)	(28)	(123)	(18)	(41)	(52)	(380)
4345-LA	(13)	-	-	(1)	-	-	-	-	-	-	-	-	-	-
	<b>(7,932)</b>	<b>(10)</b>	<b>(9)</b>	<b>(35)</b>	<b>(7)</b>	<b>(21)</b>	<b>(15)</b>	<b>(22)</b>	<b>(28)</b>	<b>(123)</b>	<b>(18)</b>	<b>(41)</b>	<b>(52)</b>	<b>(381)</b>
<b>Irma</b>														
4335-VI	(329)	(1)	-	(12)	-	-	-	-	(1)	(1)	-	-	(5)	(20)
4336-PR	(76)	-	-	(1)	-	-	(3)	(1)	-	(1)	-	-	-	(6)
4337-FL	(5,064)	(2)	(5)	(6)	(14)	(2)	(8)	(20)	(23)	(18)	(28)	(8)	(23)	(157)
4338-GA	(196)	(2)	-	-	-	-	-	(4)	(1)	-	(1)	-	-	(8)
4341-FL	(3)	-	-	-	-	-	-	-	-	-	-	-	-	-
4346-SC	(46)	-	-	-	-	-	-	-	-	-	-	-	-	-
	<b>(5,714)</b>	<b>(5)</b>	<b>(5)</b>	<b>(19)</b>	<b>(14)</b>	<b>(2)</b>	<b>(11)</b>	<b>(25)</b>	<b>(25)</b>	<b>(20)</b>	<b>(29)</b>	<b>(8)</b>	<b>(28)</b>	<b>(191)</b>
<b>Maria</b>														
4339-PR	(35,181)	(101)	(115)	(380)	(740)	(311)	(244)	(1,063)	(437)	(706)	(86)	(359)	(415)	(4,957)
4340-VI	(4,247)	(25)	(8)	(23)	(454)	(11)	(29)	(335)	(153)	(1,005)	(49)	(1,481)	(96)	(3,669)
	<b>(39,428)</b>	<b>(126)</b>	<b>(123)</b>	<b>(403)</b>	<b>(1,194)</b>	<b>(322)</b>	<b>(273)</b>	<b>(1,398)</b>	<b>(590)</b>	<b>(1,711)</b>	<b>(135)</b>	<b>(1,840)</b>	<b>(511)</b>	<b>(8,626)</b>
<b>CA Wildfires 2017</b>														
4344-CA	(1,449)	(2)	(4)	-	(3)	(13)	(6)	(46)	(2)	-	-	-	-	(76)
	<b>(1,449)</b>	<b>(2)</b>	<b>(4)</b>	<b>-</b>	<b>(3)</b>	<b>(13)</b>	<b>(6)</b>	<b>(46)</b>	<b>(2)</b>	<b>-</b>	<b>-</b>	<b>-</b>	<b>-</b>	<b>(76)</b>
<b>Florence</b>														
4393-NC	(1,452)	(3)	(6)	(4)	(2)	(10)	(1)	(17)	(11)	(9)	(9)	(34)	(18)	(124)
4394-SC	(247)	(3)	-	-	-	-	-	-	-	-	-	-	-	(3)
4401-VA	(45)	-	-	-	-	(1)	-	-	-	(1)	-	-	-	(2)
	<b>(1,744)</b>	<b>(6)</b>	<b>(6)</b>	<b>(4)</b>	<b>(2)</b>	<b>(11)</b>	<b>(1)</b>	<b>(17)</b>	<b>(11)</b>	<b>(10)</b>	<b>(9)</b>	<b>(34)</b>	<b>(18)</b>	<b>(129)</b>
<b>Michael</b>														
4399-FL	(2,770)	(104)	(18)	(12)	(25)	(5)	(50)	(15)	(24)	(5)	(12)	(15)	(21)	(306)
4400-GA	(328)	-	(1)	-	-	-	(1)	-	(1)	(1)	(3)	(24)	-	(31)
4406-AL	(20)	-	(1)	(1)	(1)	-	-	-	-	-	-	-	-	(3)
4411-VA	(41)	-	-	-	(1)	-	-	-	-	-	-	-	(1)	(2)
4412-NC	(27)	-	-	-	-	-	-	-	-	(1)	-	(1)	-	(2)
	<b>(3,186)</b>	<b>(104)</b>	<b>(20)</b>	<b>(13)</b>	<b>(27)</b>	<b>(5)</b>	<b>(51)</b>	<b>(15)</b>	<b>(25)</b>	<b>(7)</b>	<b>(15)</b>	<b>(40)</b>	<b>(22)</b>	<b>(344)</b>

APPENDIX B: DRF Funding Activity (By Catastrophic Disaster)

Disaster Relief Fund Monthly Detailed Obligations FY 2022  
(\$ in millions)

Event/DR	Cumulative Obligations													
	Through FY 2021	October Actual	November Actual	December Actual	January Actual	February Actual	March Estimated	April Estimated	May Estimated	June Estimated	July Estimated	August Estimated	September Estimated	FY 2022 Total
<b>Nebraska Winter Storm 2019</b>														
4420-NB	(572)	(1)	(73)	(7)	(2)	(1)	(2)	(23)	(28)	-	-	(2)	(11)	(150)
	(572)	(1)	(73)	(7)	(2)	(1)	(2)	(23)	(28)	-	-	(2)	(11)	(150)
<b>Yutu</b>														
4404-NMI	(794)	(1)	(9)	(2)	(10)	(7)	(16)	(11)	(6)	(1)	(4)	(4)	(2)	(73)
	(794)	(1)	(9)	(2)	(10)	(7)	(16)	(11)	(6)	(1)	(4)	(4)	(2)	(73)
<b>CA Wildfires 2018</b>														
4407-CA	(1,812)	(1)	(3)	(4)	(1)	(11)	(2)	(12)	(1)	(12)	(1)	-	(11)	(59)
	(1,812)	(1)	(3)	(4)	(1)	(11)	(2)	(12)	(1)	(12)	(1)	-	(11)	(59)
<b>PR Earthquakes 4473</b>														
4473-PR	(683)	(23)	(62)	(47)	(33)	(26)	(11)	(116)	(36)	(20)	(4)	(9)	(33)	(420)
	(683)	(23)	(62)	(47)	(33)	(26)	(11)	(116)	(36)	(20)	(4)	(9)	(33)	(420)
<b>COVID-19</b>														
4480-NY	(7,260)	(22)	(36)	(1,193)	(1,013)	(59)	(75)	(192)	(360)	(33)	(199)	(6)	(3)	(3,191)
4481-WA	(1,865)	(47)	(6)	(12)	(18)	(3)	(7)	(3)	(6)	(23)	(16)	(140)	(224)	(505)
4482-CA	(12,789)	(479)	(79)	(218)	(175)	(195)	(258)	(785)	(771)	(973)	(19)	(169)	(348)	(4,469)
4483-IA	(459)	(14)	(3)	(8)	(2)	(3)	(3)	(1)	(6)	(4)	-	(8)	(24)	(76)
4484-LA	(2,327)	(19)	(6)	(88)	(62)	(17)	(26)	(96)	(14)	(97)	(20)	(21)	(245)	(711)
4485-TX	(15,580)	(33)	(98)	(2,401)	(67)	(28)	(55)	(152)	(5)	(2)	(349)	(2)	(2)	(3,194)
4486-FL	(4,146)	(10)	(21)	(28)	(4)	(124)	(281)	(75)	(71)	(116)	(6)	(119)	(29)	(884)
4487-NC	(1,317)	(17)	(52)	(109)	(30)	(49)	(29)	(2)	(12)	(33)	(9)	(2)	(48)	(392)
4488-NJ	(3,007)	(29)	(49)	(112)	(72)	(246)	(203)	(19)	(8)	(3)	(2)	(12)	(15)	(770)
4489-IL	(2,518)	(18)	(29)	(103)	(25)	(42)	(20)	(120)	(23)	(2)	(11)	(1)	(1)	(395)
4490-MO	(809)	(9)	(11)	(33)	(50)	(18)	(17)	(4)	(11)	(25)	(5)	(1)	-	(184)
4491-MD	(1,961)	(20)	(4)	(29)	(39)	(49)	(53)	(8)	(18)	(88)	(84)	(225)	(72)	(689)
4492-SC	(749)	(43)	(4)	(2)	-	(72)	-	(4)	(17)	(39)	(28)	(80)	(11)	(300)
4493-PR	(752)	(1)	(2)	(23)	(6)	(1)	(25)	(18)	-	-	-	(77)	(31)	(184)
4494-MI	(2,614)	(2)	(8)	(46)	(68)	(9)	(9)	(27)	(47)	(122)	(7)	(64)	-	(409)
4495-GU	(165)	(3)	(2)	(8)	(2)	(2)	(18)	(11)	-	-	-	(1)	(5)	(52)
4496-MA	(2,263)	(20)	(42)	(61)	(40)	(24)	(91)	(141)	(75)	(46)	(39)	(31)	(1)	(611)
4497-KY	(419)	(2)	(1)	(12)	(1)	(14)	(23)	(48)	(7)	(10)	(17)	(11)	(1)	(147)
4498-CO	(1,643)	(1)	(172)	(39)	(301)	(9)	(181)	(2)	(41)	-	(1)	-	(2)	(749)
4499-OR	(914)	(35)	(3)	(31)	(14)	(2)	(32)	(27)	(106)	(25)	(29)	(43)	-	(347)
4500-CT	(707)	(68)	(15)	(11)	(34)	(9)	(27)	(65)	(21)	(17)	(12)	(1)	(29)	(309)
4501-GA	(1,712)	(1)	(3)	(11)	(6)	(14)	(12)	-	(79)	(107)	(11)	(10)	(34)	(288)
4502-DC	(533)	(14)	(14)	(16)	(15)	(44)	(42)	(33)	(15)	(27)	(9)	(7)	-	(236)
4503-AL	(457)	(4)	-	-	(1)	(4)	(1)	-	-	(1)	(1)	-	(1)	(13)
4504-KS	(271)	(5)	(8)	(163)	(6)	(8)	(3)	(4)	(23)	(52)	(3)	-	-	(275)
4505-RI	(600)	(24)	(11)	(11)	(17)	(8)	(13)	(97)	(134)	(22)	(11)	-	(1)	(349)
4506-PA	(2,687)	(7)	(25)	(61)	(43)	(50)	(50)	(25)	(38)	(26)	(69)	(154)	(159)	(707)
4507-OH	(1,673)	(5)	(7)	(103)	(72)	(24)	(64)	(38)	(10)	(114)	(1)	(1)	-	(439)
4508-MT	(137)	(2)	(4)	(8)	(5)	(1)	(5)	-	-	(6)	(6)	-	(10)	(47)
4509-ND	(222)	(9)	(1)	(2)	(1)	(2)	(2)	-	(9)	(12)	(12)	(12)	(12)	(74)
4510-HI	(664)	(11)	(1)	(2)	(72)	-	(4)	(4)	(1)	-	-	-	(4)	(99)
4511-MP	(51)	(1)	-	(1)	(2)	-	(2)	(22)	(1)	-	-	-	-	(29)
4512-VA	(1,261)	(27)	(7)	(26)	(47)	(11)	(5)	(4)	(4)	(24)	(60)	(129)	(110)	(454)
4513-VI	(83)	(7)	(1)	(9)	(2)	(22)	(12)	(2)	(3)	(8)	-	-	(6)	(72)
4514-TN	(856)	(6)	(52)	(21)	(4)	(5)	(8)	(13)	(23)	(13)	(6)	(8)	(22)	(181)
4515-IN	(779)	(8)	(4)	(45)	(25)	(15)	(30)	(2)	(34)	(12)	(29)	-	(37)	(241)
4516-NH	(305)	(1)	(1)	(8)	(7)	-	-	(8)	(1)	(1)	(2)	(1)	-	(30)
4517-WV	(268)	(5)	(1)	(30)	(3)	-	(23)	(6)	-	(1)	-	(1)	(2)	(72)
4518-AR	(198)	(64)	(11)	(7)	(9)	-	(5)	(27)	(6)	-	(1)	-	-	(130)
4520-WI	(553)	(2)	(103)	(12)	(6)	(100)	(5)	(3)	(51)	(32)	(334)	-	(46)	(694)
4521-NE	(302)	(2)	(28)	(4)	(1)	(33)	(2)	(2)	(13)	(1)	(5)	(37)	-	(128)
4522-ME	(220)	(3)	(6)	(35)	(20)	(10)	(14)	(1)	(7)	(10)	-	-	-	(106)

APPENDIX B: DRF Funding Activity (By Catastrophic Disaster)

Disaster Relief Fund Monthly Detailed Obligations FY 2022  
(\$ in millions)

Event/DR	Cumulative Obligations														FY 2022 Total
	Through FY 2021	October	November	December	January	February	March	April	May	June	July	August	September		
		Actual	Actual	Actual	Actual	Actual	Estimated	Estimated	Estimated	Estimated	Estimated	Estimated	Estimated		
4523-NV	(697)	(1)	(1)	(48)	(32)	-	(23)	(8)	(3)	(1)	(1)	(1)	(12)	(131)	
4524-AZ	(1,503)	(1)	(2)	(23)	(20)	(5)	(68)	(78)	(82)	(44)	-	-	(13)	(336)	
4525-UT	(288)	(17)	(33)	(9)	(60)	(2)	(23)	(1)	-	(13)	(1)	-	(1)	(160)	
4526-DE	(187)	(8)	(1)	(14)	(14)	(89)	(17)	-	-	-	-	-	(14)	(157)	
4527-SD	(36)	(1)	(1)	(3)	-	(1)	(2)	(4)	(4)	(4)	(4)	(4)	(4)	(32)	
4528-MS	(725)	(10)	(3)	-	(1)	(1)	(2)	(20)	(35)	(124)	(2)	(2)	(2)	(202)	
4529-NM	(429)	(1)	(5)	(34)	(23)	(4)	(14)	(16)	(14)	-	(17)	-	-	(128)	
4530-OK	(405)	(2)	(3)	(15)	(7)	(1)	(2)	-	-	(1)	-	-	-	(31)	
4531-MN	(744)	(56)	(19)	(68)	(20)	(44)	(48)	(30)	(2)	(15)	(3)	-	-	(305)	
4532-VT	(381)	(3)	(1)	(22)	(7)	(7)	(6)	-	-	-	-	-	-	(46)	
4533-AK	(135)	(11)	(12)	(2)	-	(3)	(3)	(13)	(12)	(11)	-	(26)	-	(93)	
4534-ID	(154)	(27)	-	(7)	(31)	(26)	(17)	-	-	-	-	-	(7)	(115)	
4535-WY	(78)	(19)	-	(7)	(2)	-	(4)	-	(4)	(6)	(5)	(12)	(14)	(73)	
4537-AS	(5)	(1)	-	-	-	-	(1)	(3)	-	-	-	-	-	(5)	
4545-FL	-	-	-	-	-	-	-	(2)	(4)	-	(2)	-	(1)	(9)	
4582-AZ	(8)	(1)	(1)	(4)	(2)	(2)	-	-	-	-	-	-	-	(10)	
4591-TR	-	-	(2)	-	-	-	-	-	-	-	-	-	-	(2)	
	<b>(83,871)</b>	<b>(1,259)</b>	<b>(1,015)</b>	<b>(5,398)</b>	<b>(2,606)</b>	<b>(1,511)</b>	<b>(1,965)</b>	<b>(2,266)</b>	<b>(2,231)</b>	<b>(2,346)</b>	<b>(1,447)</b>	<b>(1,420)</b>	<b>(1,603)</b>	<b>(25,067)</b>	
<b>California Wildfires 2020</b>															
4558-CA	(396)	-	(9)	(4)	(7)	(26)	(22)	(12)	(16)	(21)	(27)	(127)	(3)	(274)	
	<b>(396)</b>	<b>-</b>	<b>(9)</b>	<b>(4)</b>	<b>(7)</b>	<b>(26)</b>	<b>(22)</b>	<b>(12)</b>	<b>(16)</b>	<b>(21)</b>	<b>(27)</b>	<b>(127)</b>	<b>(3)</b>	<b>(274)</b>	
<b>Laura</b>															
4559-LA	(1,505)	(161)	(67)	(137)	(26)	(162)	(27)	(20)	(8)	(27)	(8)	(45)	(7)	(695)	
4572-TX	(4)	-	-	-	(33)	(2)	(7)	(2)	(3)	-	-	-	-	(47)	
	<b>(1,509)</b>	<b>(161)</b>	<b>(67)</b>	<b>(137)</b>	<b>(59)</b>	<b>(164)</b>	<b>(34)</b>	<b>(22)</b>	<b>(11)</b>	<b>(27)</b>	<b>(8)</b>	<b>(45)</b>	<b>(7)</b>	<b>(742)</b>	
<b>Oregon Wildfires 2020</b>															
4562-OR	(440)	(26)	(21)	(57)	(9)	(32)	(3)	(13)	(25)	(28)	(10)	(4)	(8)	(236)	
	<b>(440)</b>	<b>(26)</b>	<b>(21)</b>	<b>(57)</b>	<b>(9)</b>	<b>(32)</b>	<b>(3)</b>	<b>(13)</b>	<b>(25)</b>	<b>(28)</b>	<b>(10)</b>	<b>(4)</b>	<b>(8)</b>	<b>(236)</b>	
<b>Ida</b>															
4611-LA	(1,563)	(730)	(256)	(196)	(136)	(588)	(272)	(152)	(113)	(123)	(85)	(50)	(23)	(2,724)	
4614-NJ	(110)	(139)	(39)	(29)	(7)	(18)	(24)	(4)	(4)	(4)	-	-	(1)	(269)	
4615-NY	(107)	(100)	(38)	(52)	(3)	(9)	(20)	(1)	(1)	-	-	-	-	(224)	
4618-PA	(15)	(36)	(56)	(37)	(13)	(11)	(20)	(6)	(6)	(6)	(10)	(9)	(25)	(235)	
4626-MS		(10)	(2)	(5)	-	(2)	(1)	(7)	(1)	(1)	(9)	(3)	(1)	(42)	
4627-DE		-	-	-	(1)	-	-	-	-	(1)	(1)	-	-	(3)	
4629-CT		-	(8)	(5)	-	(1)	-	-	-	-	-	(7)	-	(21)	
	<b>(1,795)</b>	<b>(1,015)</b>	<b>(399)</b>	<b>(324)</b>	<b>(160)</b>	<b>(629)</b>	<b>(337)</b>	<b>(170)</b>	<b>(125)</b>	<b>(135)</b>	<b>(105)</b>	<b>(69)</b>	<b>(50)</b>	<b>(3,518)</b>	
<b>TOTAL</b>	<b>\$ (243,086)</b>	<b>\$ (2,761)</b>	<b>\$ (1,893)</b>	<b>\$ (6,486)</b>	<b>\$ (4,186)</b>	<b>\$ (2,827)</b>	<b>\$ (2,894)</b>	<b>\$ (4,269)</b>	<b>\$ (3,227)</b>	<b>\$ (4,570)</b>	<b>\$ (1,895)</b>	<b>\$ (3,679)</b>	<b>\$ (2,448)</b>	<b>\$ (41,135)</b>	



**APPENDIX C: Hurricanes Sandy, Harvey, Irma, and Maria and Disasters Declared Since August 1, 2017  
(Actual Obligations by Program)**

Hurricanes Sandy, Harvey, Irma and Maria, COVID-19, and Disasters Declared Since August 1, 2017

FY 2022 Actuals/ Estimated

as of February 28, 2022

(\$ in millions)

	Cumulative Obligations Through FY 2021 <sup>(1)</sup>	Actual 1st Qtr	Actual/ Estimated 2nd Qtr	Estimated 3rd Qtr	Estimated 4th Qtr	FY 2022 Totals	Totals Through FY 2022
<b>SANDY</b>							
Public Assistance	\$ 16,843	\$ 12	\$ 76	\$ 26	\$ 63	\$ 177	\$ 17,020
Individual Assistance	1,601	-	-	-	-	-	1,601
Mitigation	1,622	1	39	26	-	66	1,688
Operations	318	-	-	-	-	-	318
Administrative	1,579	9	5	12	8	34	1,613
<b>Total</b>	<b>\$ 21,963</b>	<b>\$ 22</b>	<b>\$ 120</b>	<b>\$ 64</b>	<b>\$ 71</b>	<b>\$ 277</b>	<b>\$ 22,240</b>

	Cumulative Obligations Through FY 2021 <sup>(1)</sup>	Actual 1st Qtr	Actual/ Estimated 2nd Qtr	Estimated 3rd Qtr	Estimated 4th Qtr	FY 2022 Totals	Totals Through FY 2022
<b>HARVEY</b>							
Public Assistance	\$ 2,826	\$ 23	\$ 25	\$ 56	\$ 101	\$ 205	\$ 3,031
Individual Assistance	2,829	-	-	-	-	-	2,829
Mitigation	316	7	10	96	2	115	431
Operations	187	-	-	-	-	-	187
Administrative	1,774	24	8	21	8	61	1,835
<b>Total</b>	<b>\$ 7,932</b>	<b>\$ 54</b>	<b>\$ 43</b>	<b>\$ 173</b>	<b>\$ 111</b>	<b>\$ 381</b>	<b>\$ 8,313</b>

	Cumulative Obligations Through FY 2021 <sup>(1)</sup>	Actual 1st Qtr	Actual/ Estimated 2nd Qtr	Estimated 3rd Qtr	Estimated 4th Qtr	FY 2022 Totals	Totals Through FY 2022
<b>IRMA</b>							
Public Assistance	\$ 2,665	\$ 13	\$ 6	\$ 37	\$ 32	\$ 88	\$ 2,753
Individual Assistance	1,311	-	-	-	-	-	1,311
Mitigation	317	4	17	31	24	76	393
Operations	249	-	-	-	-	-	249
Administrative	1,172	12	4	2	9	27	1,199
<b>Total</b>	<b>\$ 5,714</b>	<b>\$ 29</b>	<b>\$ 27</b>	<b>\$ 70</b>	<b>\$ 65</b>	<b>\$ 191</b>	<b>\$ 5,905</b>

	Cumulative Obligations Through FY 2021 <sup>(1)</sup>	Actual 1st Qtr	Actual/ Estimated 2nd Qtr	Estimated 3rd Qtr	Estimated 4th Qtr	FY 2022 Totals	Totals Through FY 2022
<b>MARIA</b>							
Public Assistance	\$ 28,629	\$ 547	\$ 1,736	\$ 3,510	\$ 2,401	\$ 8,194	\$ 36,823
Individual Assistance	2,444	-	-	-	-	-	2,444
Mitigation	191	24	8	126	44	202	393
Operations	4,340	1	-	-	-	1	4,341
Administrative	3,824	80	45	63	41	229	4,053
<b>Total</b>	<b>\$ 39,428</b>	<b>\$ 652</b>	<b>\$ 1,789</b>	<b>\$ 3,699</b>	<b>\$ 2,486</b>	<b>\$ 8,626</b>	<b>\$ 48,054</b>

	Cumulative Obligations Through FY 2021 <sup>(1)</sup>	Actual 1st Qtr	Actual/ Estimated 2nd Qtr	Estimated 3rd Qtr	Estimated 4th Qtr	FY 2022 Totals	Totals Through FY 2022
<b>COVID-19</b>							
Public Assistance	\$ 32,573	\$ 6,741	\$ 4,662	\$ 6,720	\$ 4,397	\$ 22,520	\$ 55,093
Individual Assistance	43,407	263	13	1	-	277	43,684
Mitigation		5	16	4	1	26	26
Operations	7,080	585	1,197	-	-	1,782	8,862
Administrative	811	78	194	118	72	462	1,273
<b>Total</b>	<b>\$ 83,871</b>	<b>\$ 7,672</b>	<b>\$ 6,082</b>	<b>\$ 6,843</b>	<b>\$ 4,470</b>	<b>\$ 25,067</b>	<b>\$ 108,938</b>

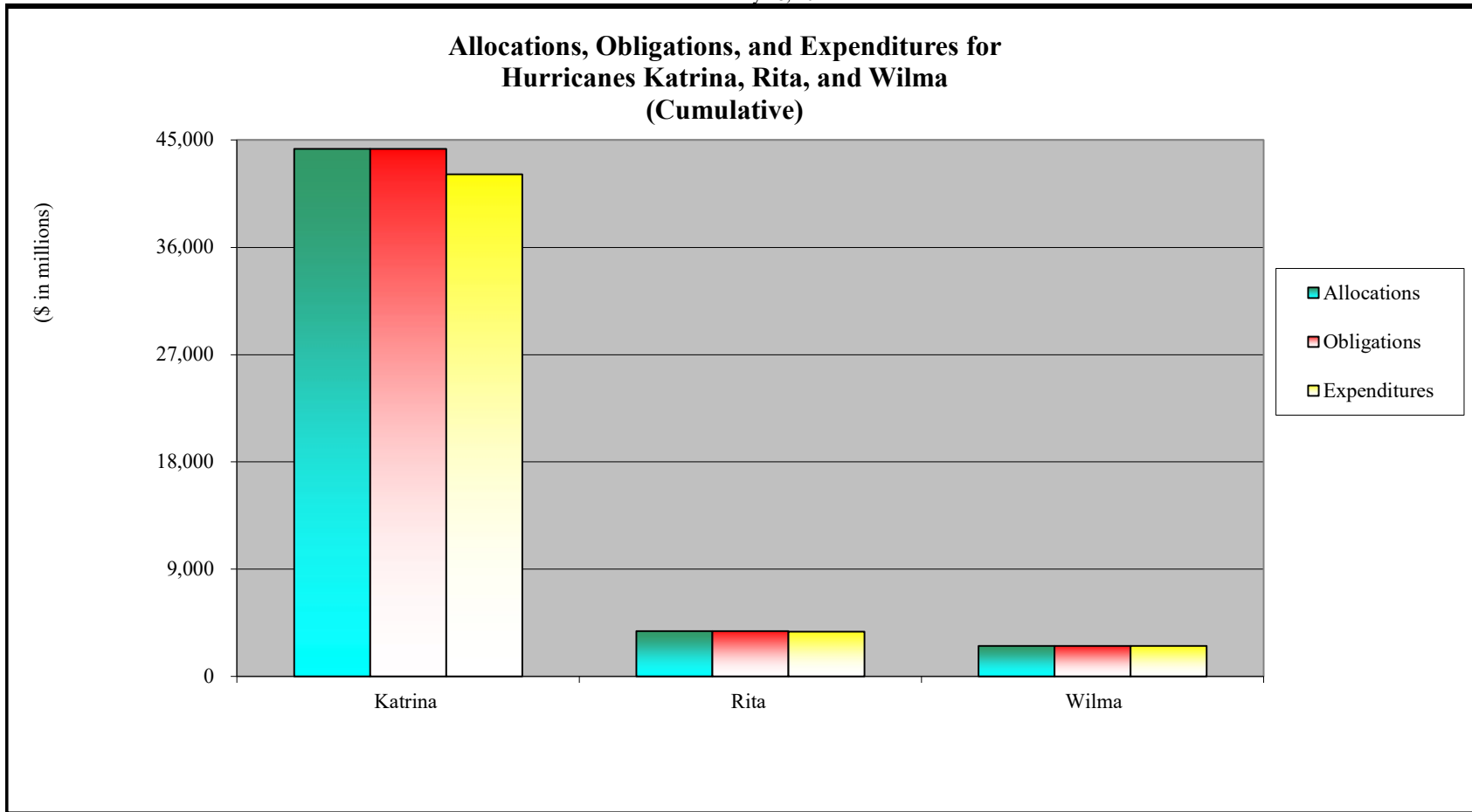
	Cumulative Obligations Through FY 2021 <sup>(1)</sup>	Actual 1st Qtr	Actual/ Estimated 2nd Qtr	Estimated 3rd Qtr	Estimated 4th Qtr	FY 2022 Totals	Totals Through FY 2022
<b>Disasters Declared Since 8/1/2017 <sup>(2)</sup></b>							
Public Assistance	\$ 76,895	\$ 9,735	\$ 7,449	\$ 11,895	\$ 7,890	\$ 36,969	\$ 113,864
Individual Assistance	1,454	1,940	1,067	246	128	3,381	4,835
Mitigation	50,674	108	154	527	282	1,071	51,745
Operations	13,388	755	779	(7)	-	1,527	14,915
Administrative	11,613	780	669	412	252	2,113	13,726
<b>Total</b>	<b>\$ 154,024</b>	<b>\$ 13,318</b>	<b>\$ 10,118</b>	<b>\$ 13,073</b>	<b>\$ 8,552</b>	<b>\$ 45,061</b>	<b>\$ 199,085</b>

(1) Adjusted for recoveries that occur in FY 2022 against prior-year obligations.

(2) Per section 1224 of DRRRA (P.L. 115-254).

**APPENDIX D: ALLOCATIONS, OBLIGATIONS, AND EXPENDITURES**

as of February 28, 2022



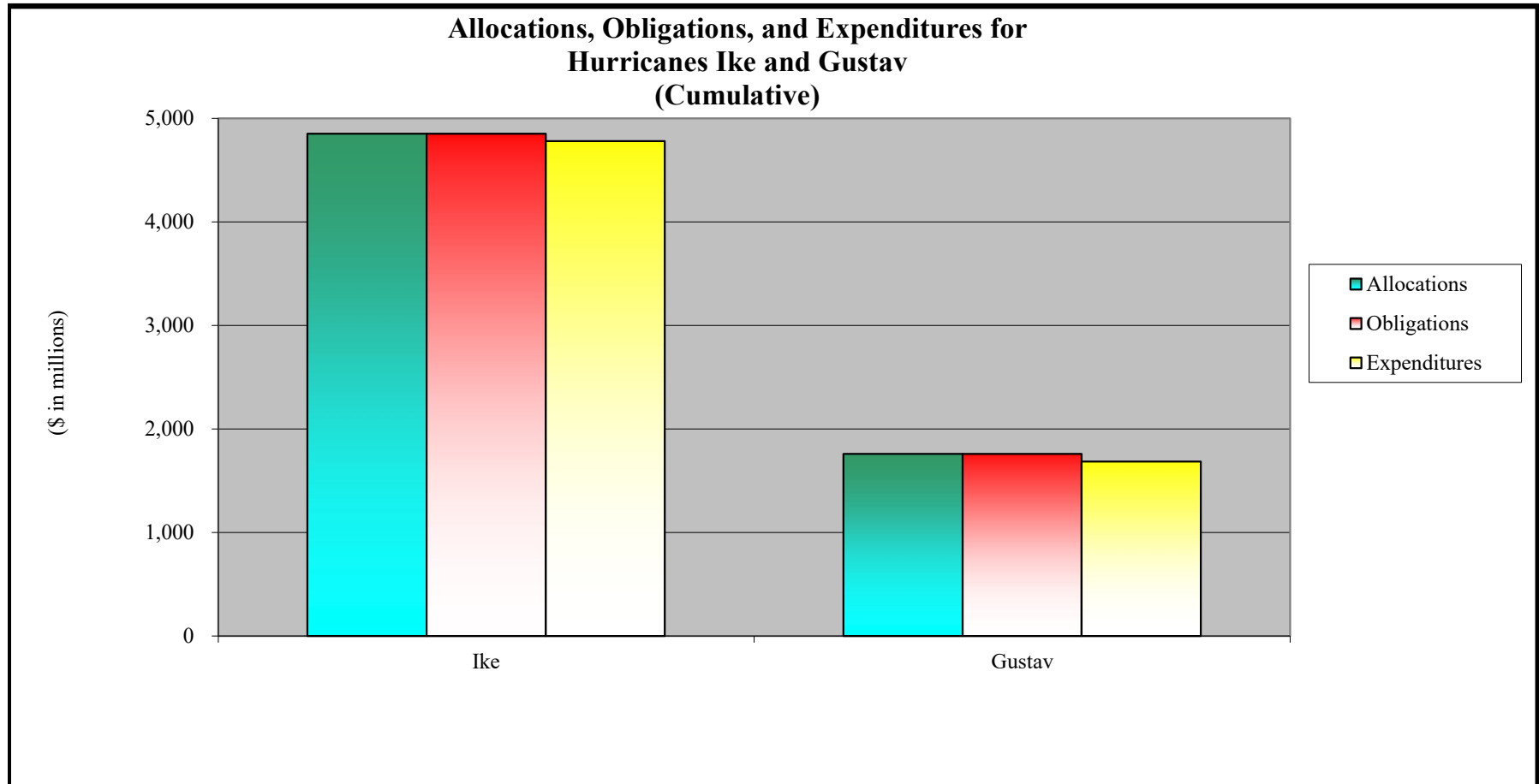
	Katrina	Rita	Wilma	Total
<b>Allocations</b>	\$ 44,262	\$ 3,799	\$ 2,567	\$ 50,628
<b>Obligations</b>	44,262	3,799	2,567	50,628
<b>Expenditures</b>	\$ 42,117	\$ 3,756	\$ 2,563	\$ 48,436

Source of financial information is IFMIS.

Total obligations include prior-year deobligations.

**APPENDIX D: ALLOCATIONS, OBLIGATIONS, AND EXPENDITURES**

as of February 28, 2022



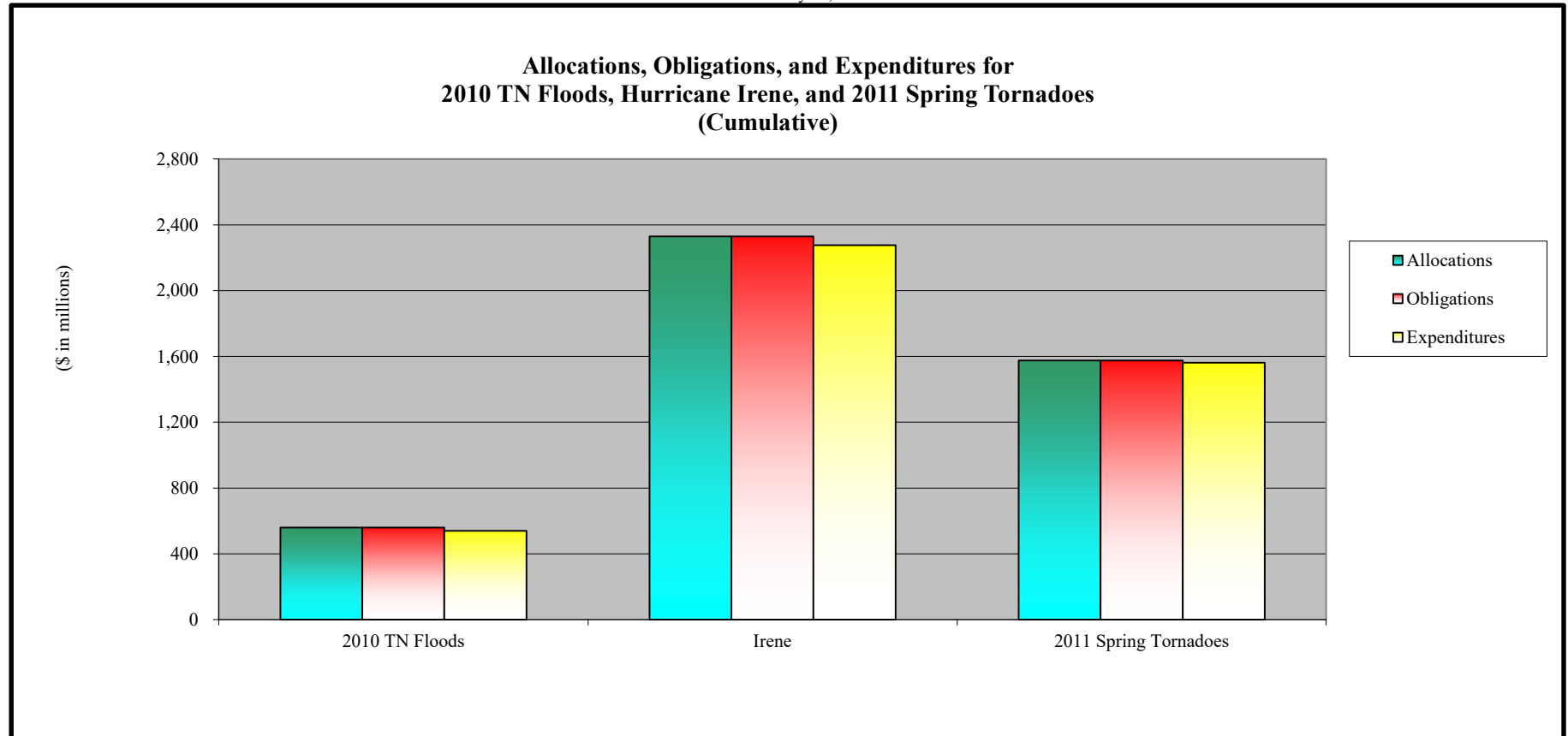
	Ike	Gustav	Total
<b>Allocations</b>	\$ 4,852	\$ 1,758	\$ 6,610
<b>Obligations</b>	4,852	1,758	6,610
<b>Expenditures</b>	\$ 4,780	\$ 1,685	\$ 6,465

Source of financial information is IFMIS.

Total obligations include prior-year deobligations.

APPENDIX D: ALLOCATIONS, OBLIGATIONS, AND EXPENDITURES

as of February 28, 2022



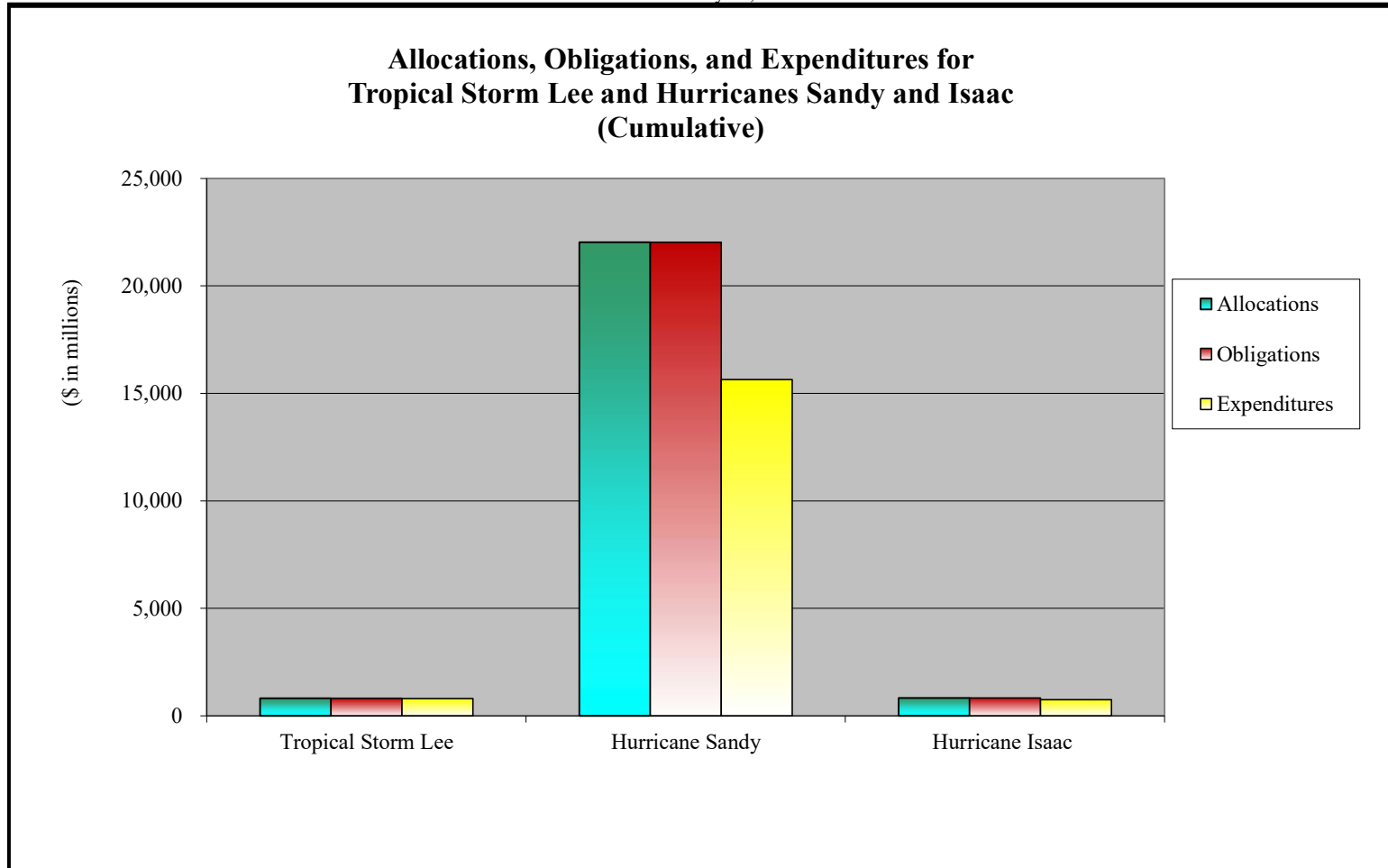
	2010 TN Floods	Irene	2011 Spring Tornadoes	Total
<b>Allocations</b>	\$ 559	\$ 2,329	\$ 1,575	\$ 4,463
<b>Obligations</b>	559	2,329	1,575	4,463
<b>Expenditures</b>	\$ 540	\$ 2,277	\$ 1,561	\$ 4,378

Source of financial information is IFMIS.

Total obligations include prior-year deobligations.

APPENDIX D: ALLOCATIONS, OBLIGATIONS, AND EXPENDITURES

as of February 28, 2022



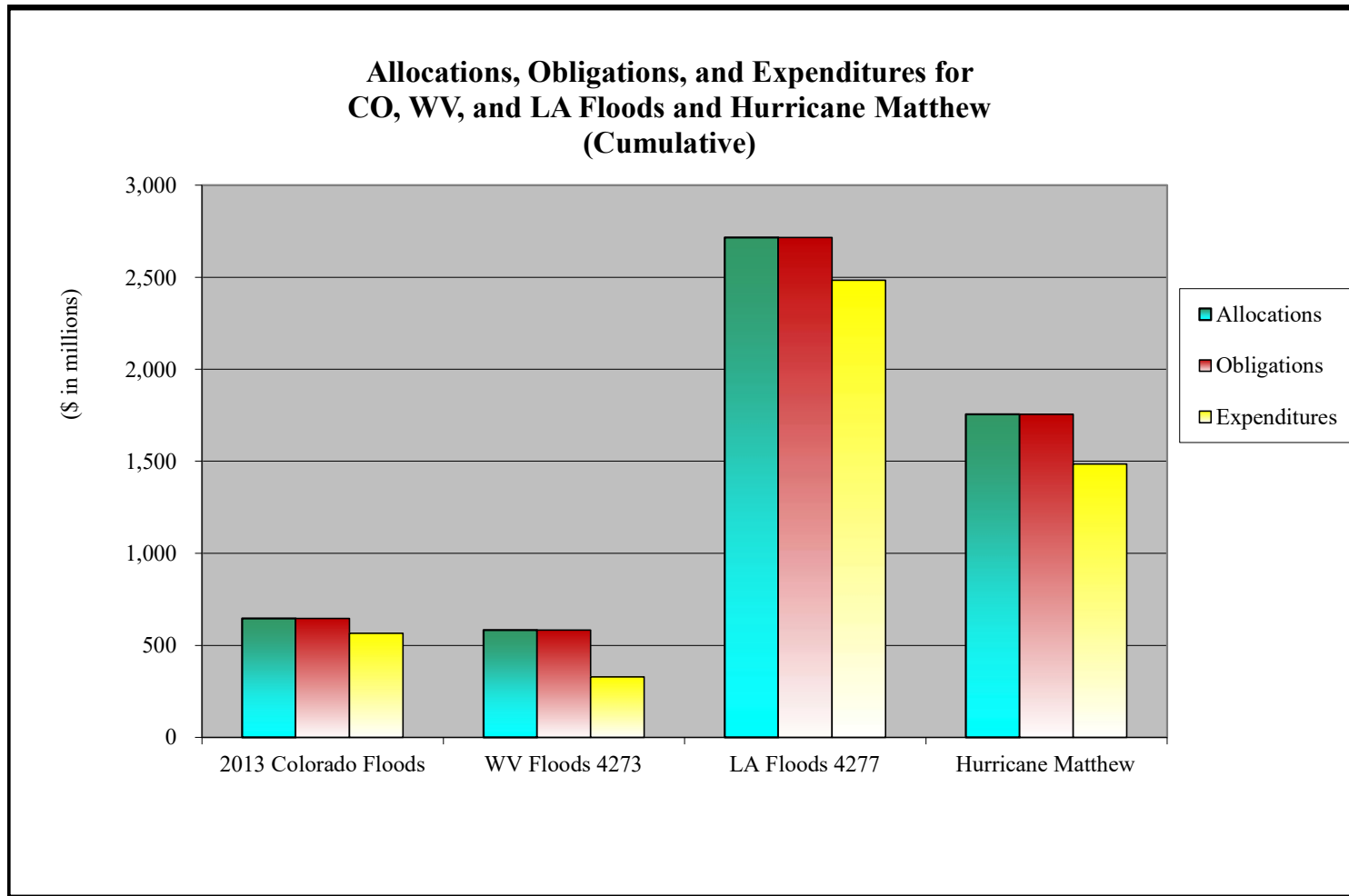
	Tropical Storm Lee	Hurricane Sandy	Hurricane Isaac	Total
<b>Allocations</b>	\$ 827	\$ 22,033	\$ 835	\$ 23,695
<b>Obligations</b>	827	22,033	835	23,695
<b>Expenditures</b>	\$ 811	\$ 15,644	\$ 754	\$ 17,209

Source of financial information is IFMIS.

Total obligations include prior-year deobligations.

APPENDIX D: ALLOCATIONS, OBLIGATIONS, AND EXPENDITURES

as of February 28, 2022



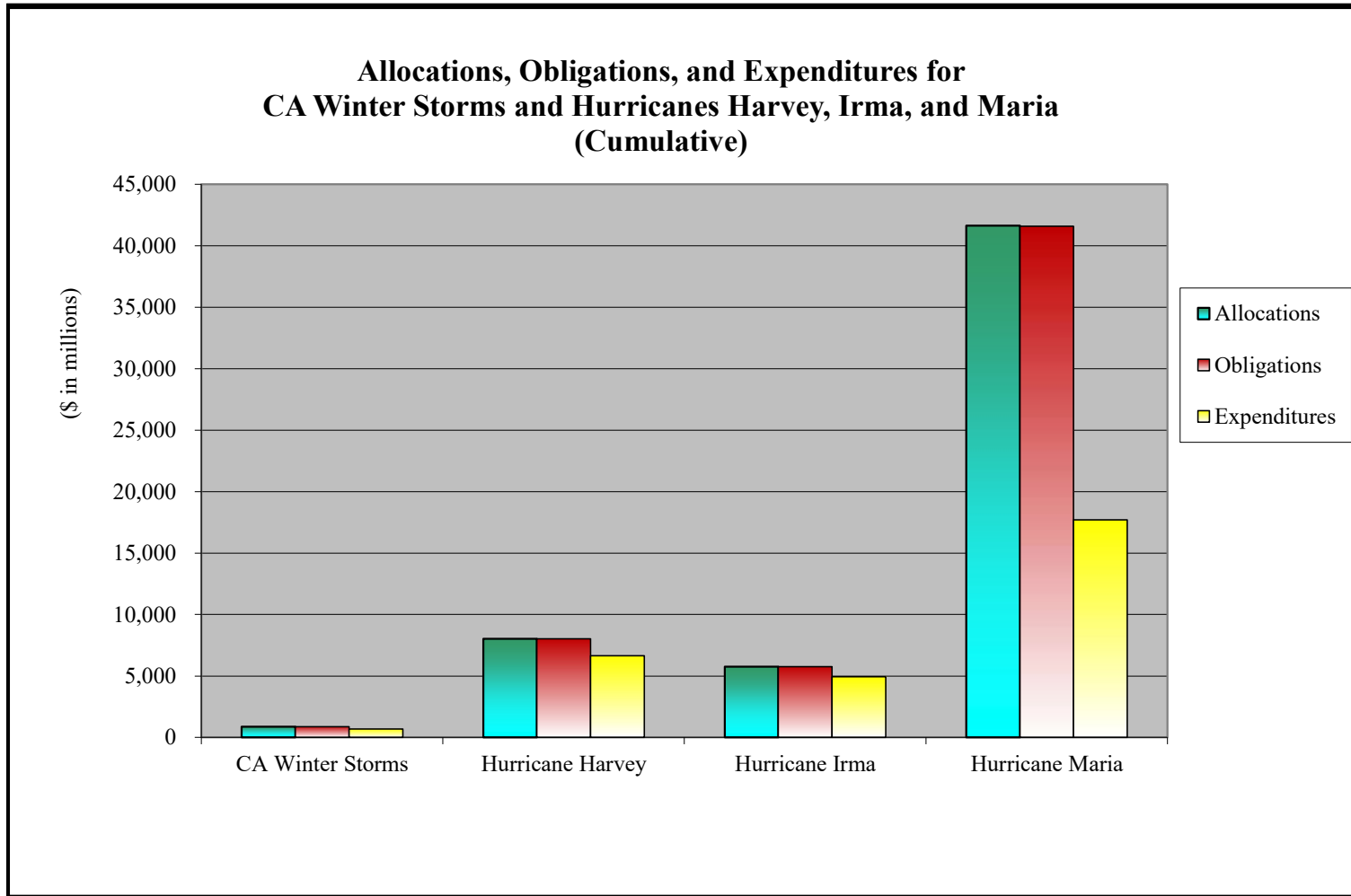
	2013 Colorado Floods	WV Floods 4273	LA Floods 4277	Hurricane Matthew	Total
<b>Allocations</b>	\$ 647	\$ 583	\$ 2,716	\$ 1,756	\$ 5,702
<b>Obligations</b>	647	583	2,716	1,756	5,702
<b>Expenditures</b>	\$ 566	\$ 329	\$ 2,484	\$ 1,485	\$ 4,864

Source of financial information is IFMIS.

Total obligations include prior-year deobligations.

APPENDIX D: ALLOCATIONS, OBLIGATIONS, AND EXPENDITURES

as of February 28, 2022



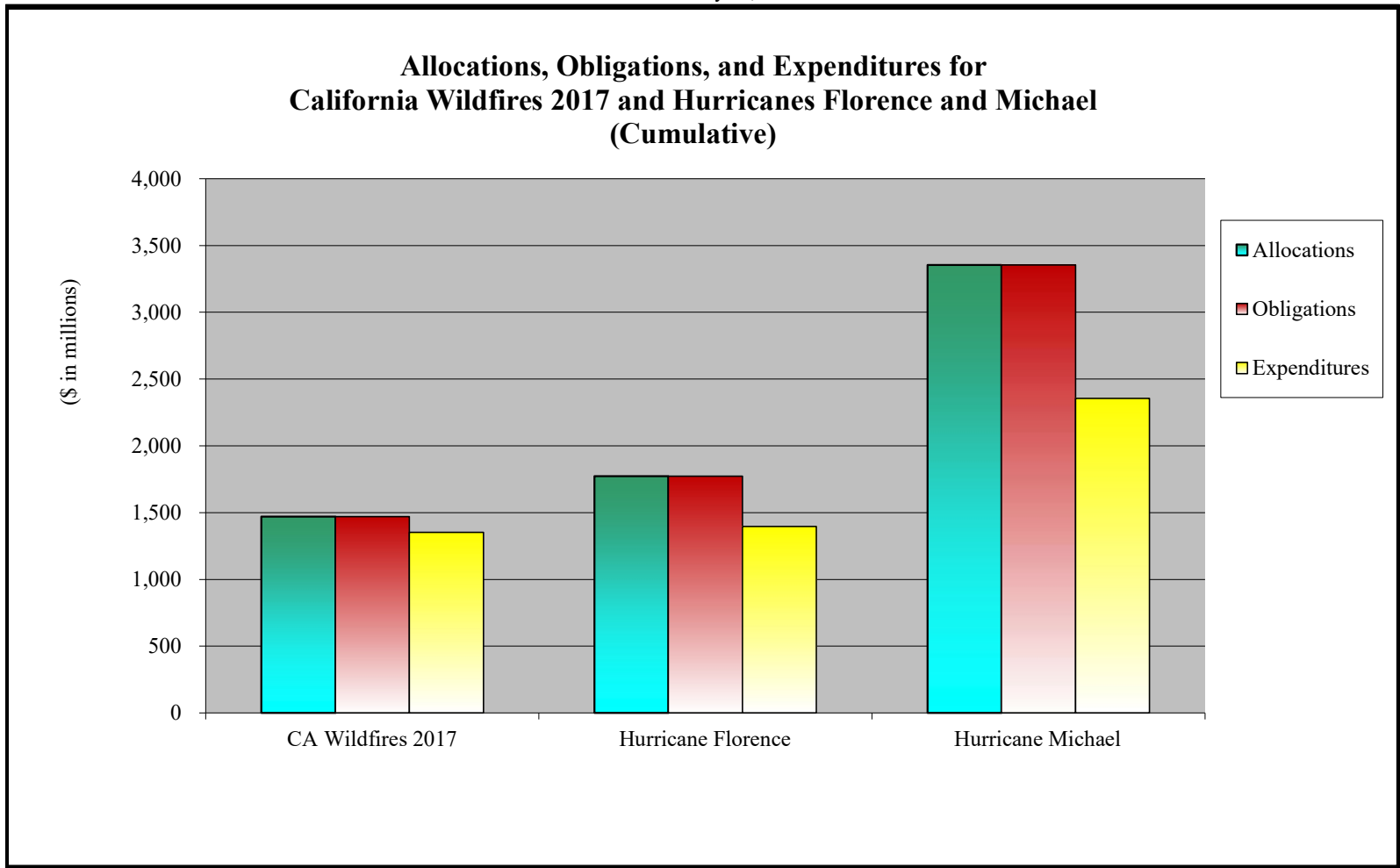
	CA Winter Storms	Hurricane Harvey	Hurricane Irma	Hurricane Maria	Total
<b>Allocations</b>	\$ 882	\$ 8,021	\$ 5,760	\$ 41,648	\$ 56,311
<b>Obligations</b>	882	8,014	5,759	41,596	56,251
<b>Expenditures</b>	\$ 679	\$ 6,648	\$ 4,933	\$ 17,696	\$ 29,956

Source of financial information is IFMIS.

Total obligations include prior-year deobligations.

APPENDIX D: ALLOCATIONS, OBLIGATIONS, AND EXPENDITURES

as of February 28, 2022



	CA Wildfires 2017	Hurricane Florence	Hurricane Michael	Total
<b>Allocations</b>	\$ 1,471	\$ 1,773	\$ 3,355	\$ 6,599
<b>Obligations</b>	1,471	1,773	3,355	6,599
<b>Expenditures</b>	\$ 1,353	\$ 1,397	\$ 2,356	\$ 5,106

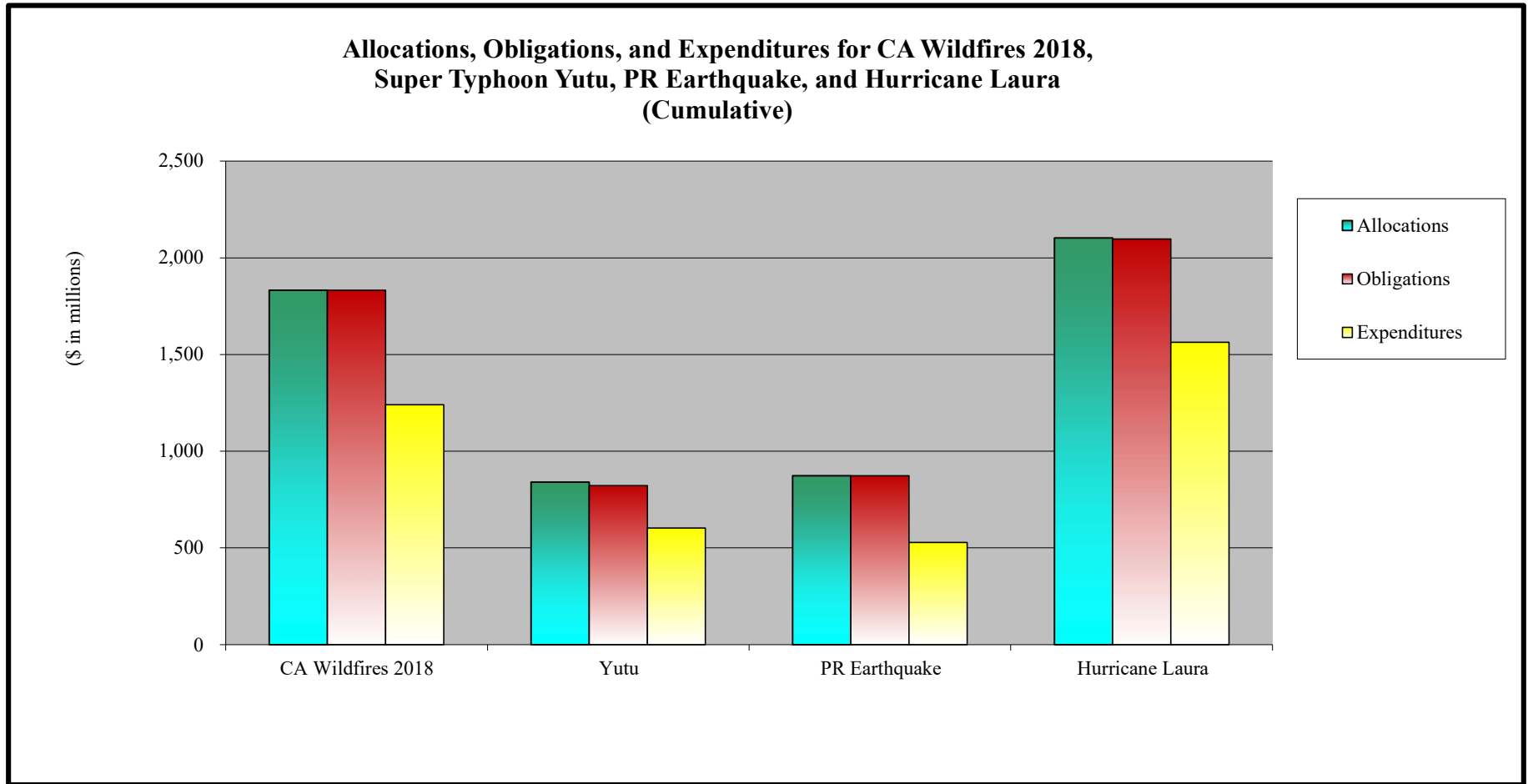
Source of financial information is IFMIS.

Total obligations include prior-year deobligations.



APPENDIX D: ALLOCATIONS, OBLIGATIONS, AND EXPENDITURES

as of February 28, 2022

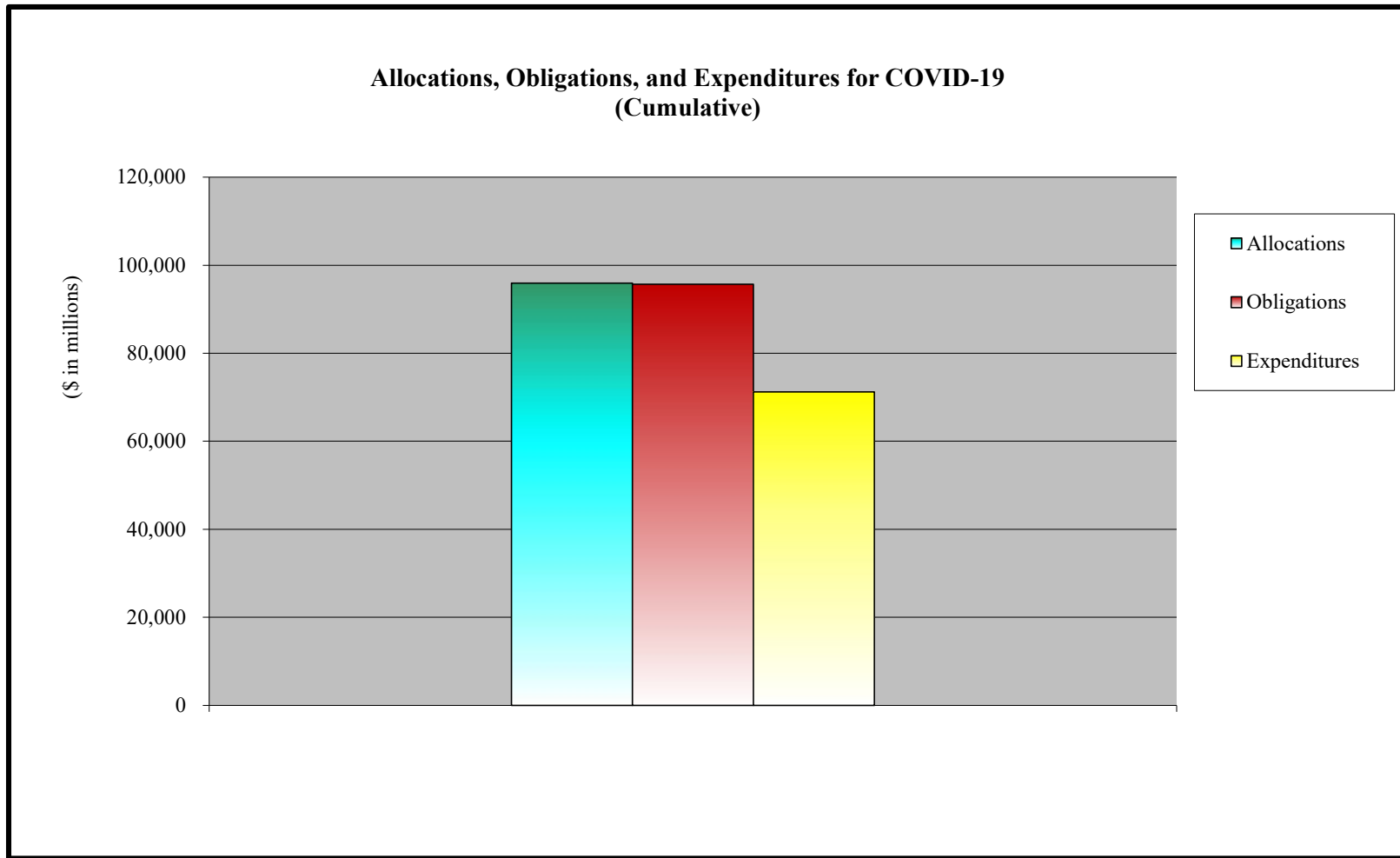


	CA Wildfires 2018	Yutu	PR Earthquake	Hurricane Laura	Total
<b>Allocations</b>	\$ 1,832	\$ 841	\$ 874	\$ 2,103	\$ 5,650
<b>Obligations</b>	1,832	823	874	2,097	5,626
<b>Expenditures</b>	\$ 1,241	\$ 603	\$ 529	\$ 1,564	\$ 3,937

Source of financial information is IFMIS.  
Total obligations include prior-year deobligations.

**APPENDIX D: ALLOCATIONS, OBLIGATIONS, AND EXPENDITURES**

as of February 28, 2022



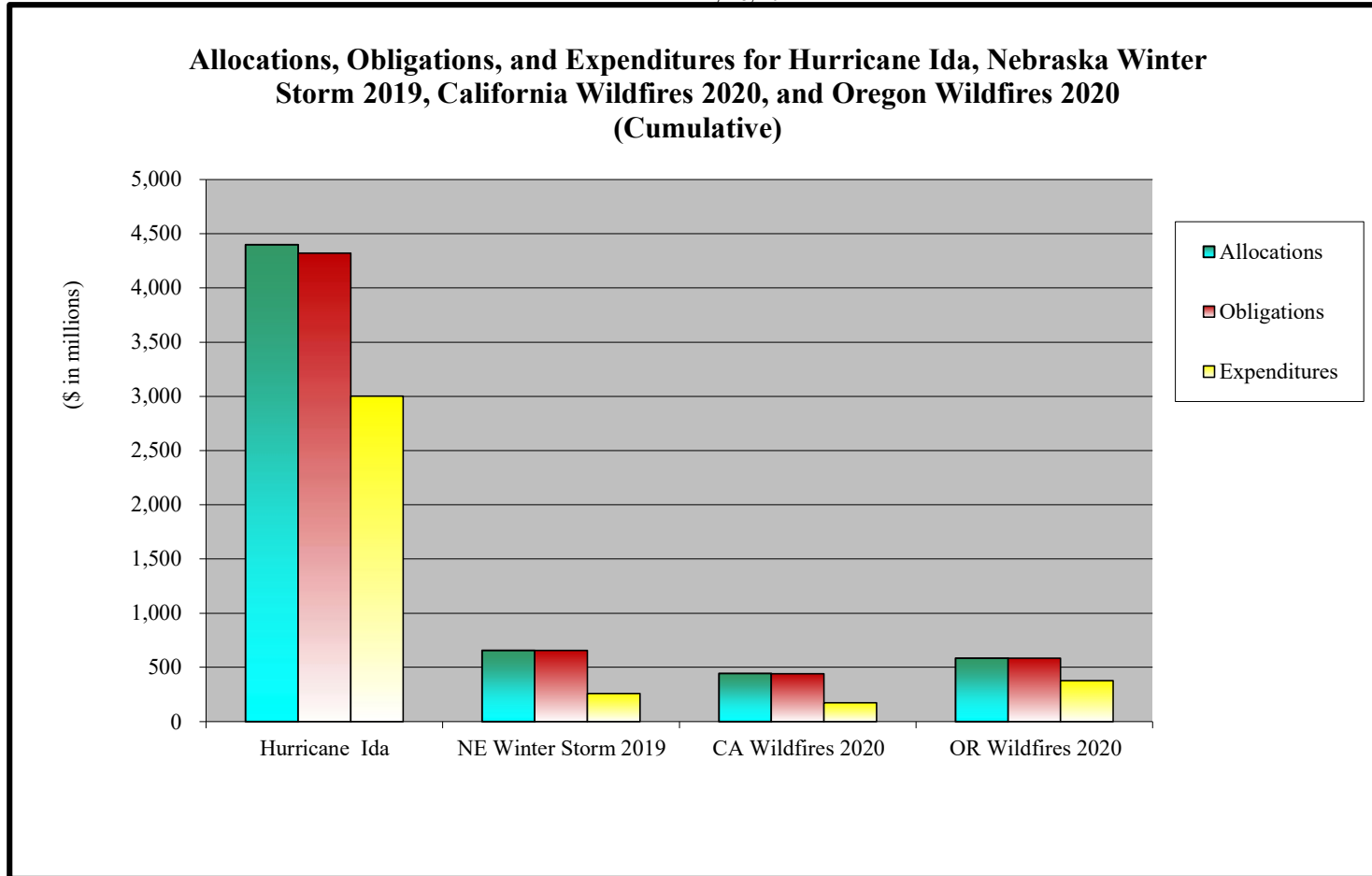
	<b>COVID-19</b>	
<b>Allocations</b>	\$	<b>95,915</b>
<b>Obligations</b>	\$	<b>95,660</b>
<b>Expenditures</b>	\$	<b>71,234</b>

Source of financial information is IFMIS.

Total obligations include prior-year deobligations.

APPENDIX D: ALLOCATIONS, OBLIGATIONS, AND EXPENDITURES

as of February 28, 2022



	Hurricane Ida	NE Winter Storm 2019	CA Wildfires 2020	OR Wildfires 2020	Total
<b>Allocations</b>	\$ 4,398	\$ 656	\$ 445	\$ 586	\$ 6,085
<b>Obligations</b>	4,322	656	442	585	6,005
<b>Expenditures</b>	\$ 3,002	\$ 259	\$ 173	\$ 378	\$ 3,812

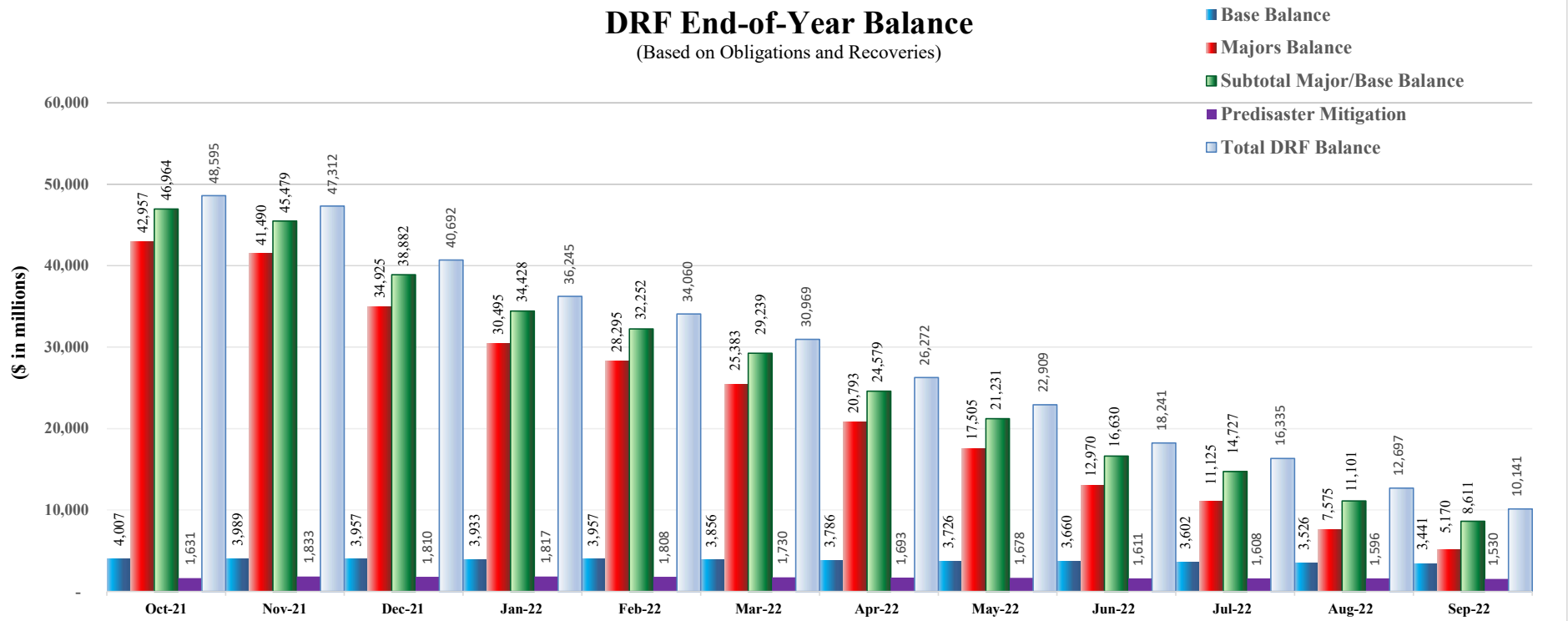
Source of financial information is IFMIS.

Total obligations include prior-year deobligations.

**APPENDIX E: Fund Exhaustion Date**

as of February 28, 2022

**DRF End-of-Year Balance**  
(Based on Obligations and Recoveries)



DRF End-of-Month Balance	Oct-21	Nov-21	Dec-21	Jan-22	Feb-22	Mar-22	Apr-22	May-22	Jun-22	Jul-22	Aug-22	Sep-22
Base Balance	\$ 4,007	\$ 3,989	\$ 3,957	\$ 3,933	\$ 3,957	\$ 3,856	\$ 3,786	\$ 3,726	\$ 3,660	\$ 3,602	\$ 3,526	\$ 3,441
Majors Balance	42,957	41,490	34,925	30,495	28,295	25,383	20,793	17,505	12,970	11,125	7,575	5,170
Subtotal Major/Base Balance	46,964	45,479	38,882	34,428	32,252	29,239	24,579	21,231	16,630	14,727	11,101	8,611
Predisaster Mitigation	1,631	1,833	1,810	1,817	1,808	1,730	1,693	1,678	1,611	1,608	1,596	1,530
Total DRF Balance	\$ 48,595	\$ 47,312	\$ 40,692	\$ 36,245	\$ 34,060	\$ 30,969	\$ 26,272	\$ 22,909	\$ 18,241	\$ 16,335	\$ 12,697	\$ 10,141

APPENDIX F: FY 2022 DRF Bridge Table

FY 2022 DRF Bridge Table

Event	FY 2022 Total Obligations (\$ in millions)						Changes from Baseline		Month-to-Month Change
	Baseline	Current Month as of Mar-22	Previous Month as of Feb-22	Change from Baseline	Change from Prior Month	Cause/Reason	Cause/Reason		
<b>DRF Base Activities</b>									
Emergencies	\$ 108	\$ 108	\$ 108	\$ -	\$ -	No adjustments at this time.	No adjustments at this time.		
Fire Management	206	206	206	-	-	No adjustments at this time.	No adjustments at this time.		
Surge	148	148	148	-	-	No adjustments at this time.	No adjustments at this time.		
<b>Disaster Support &amp; Other Activities Total</b>	<b>408</b>	<b>424</b>	<b>424</b>	<b>16</b>	<b>-</b>	<b>\$9M for facility lease recompetes for the FEMA Denton TX Recovery Service Center; \$7M to support FEMA's Office of Environmental Planning and Historic Preservation (OEHP) efficiency for disaster grants.</b>	<b>No adjustments at this time.</b>		
DRS	378	394	394	16	-				
Other Activities	30	30	30	-	-				
<b>Base Subtotal</b>	<b>870</b>	<b>886</b>	<b>886</b>	<b>16</b>	<b>-</b>				
<b>DRF DR Activities</b>									
Average Monthly Major DR Activity (Non-Cat.)	2,538	2,538	2,538	-	-	No adjustments at this time.	No adjustments at this time.		
Katrina Rita Wilma	141	145	145	4	-	Hazard Mitigation: \$2M increase due to technical adjustment and closeout overrun for a road elevation project in 1603 LA. Administration: \$1M increase due to extension of a technical assistance contract in 1603 LA. Other Activity: \$1M.	No adjustments at this time.		
Gustav	14	14	14	-	-	No adjustments at this time.	No adjustments at this time.		
Ike	4	9	6	5	3	Public Assistance: \$4M increase due to new project cost versions, appeal determinations, and closeout overruns in 1791 TX; \$1M increase for direct administrative costs requested in 1792 LA.	Public Assistance: \$3M increase due to new project cost versions, appeal determinations, and closeout cost overruns in 1791 TX.		
TN Floods	2	2	2	-	-	No adjustments at this time.	No adjustments at this time.		
2011 Spring Tornadoes	1	-	-	(1)	-	Other Activity: (\$1M)	No adjustments at this time.		
Irene	34	34	34	-	-	No adjustments at this time.	No adjustments at this time.		
Lee	6	6	6	-	-	No adjustments at this time.	No adjustments at this time.		
Isaac	4	11	11	7	-	Public Assistance: \$2M increase primarily due to closeout overrun and additional direct administrative costs in 4080 LA; (\$1M) decrease due to cost overrun request was disallowed in 4084 FL. Hazard Mitigation: \$6M increase due to funding correction in 4080 LA.	No adjustments at this time.		
Sandy	261	277	262	16	15	Public Assistance: \$17M increase primarily due to mitigation measures added to a wastewater treatment and pump station project in 4085 NY. Hazard Mitigation: (\$1M) decrease primarily due to actual management costs were less than projected in 4085 NY. Administration: (\$1M) net decrease primarily due to accruals adjusted for actual salaries and benefits costs in 4085 NY and 4085 NJ. Other Activity: \$1M.	Public Assistance: \$17M increase primarily due to mitigation measures added to a wastewater treatment and pump station project in 4085 NY. Administration: (\$3M) decrease primarily due to accruals adjusted for actual salaries and benefits costs in 4085 NY and 4086 NJ. Other Activity: \$1M.		
2013 Colorado Flood	1	2	2	1	-	Activity in 4145 CO; Other Activity: \$1M.	No adjustments at this time.		
WV Floods 4273	34	32	22	(2)	10	Activity in 4273 WV: Public Assistance: \$3M increase due to a project closeout overrun. Hazard Mitigation: (\$2M) decrease primarily due to a storm water project failed to meet cost effectiveness requirement. Administration: (\$3M) decrease due to estimates aligned to actual costs and staffing changes.	Activity in 4273 WV: Public Assistance: \$3M increase due to a project closeout overrun. Hazard Mitigation: \$7M increase for new projects due to an approved increase in available mitigation grant funding.		
LA Floods 4277	89	100	89	11	11	Activity in 4277 LA: Public Assistance: \$2M increase primarily due to a design and engineering scope change for a public building project. Hazard Mitigation: \$7M increase primarily due to state requested global match enhanced federal cost share on three projects. Administration: \$2M increase to align estimated salaries and benefits costs to actual trends.	Activity in 4277 LA: Public Assistance: \$2M increase primarily due to a design and engineering scope change for a public building project. Hazard Mitigation: \$7M increase primarily due to state requested global match enhanced federal cost share on three projects. Administration: \$2M increase to align estimated salaries and benefits costs to actual trends.		
Matthew	145	153	149	8	4	Public Assistance: \$2M increase due to new version requested for Surfside Beach Pier in 4286 SC; \$1M increase for a closeout overrun in 4291 VA. Hazard Mitigation: \$3M increase due to a project accelerated review in 4286 SC. Other Activity: \$2M.	Hazard Mitigation: \$3M increase due to an expedited review for a flood reduction project in 4286 SC. Other Activity: \$1M.		
CA Winter Storms	49	64	64	15	-	Activity in 4308 CA: Public Assistance: \$10M increase primarily due to new version requests, accelerated reviews, and increased damages and new costs identified on three CA Dept. of Water Resource projects. Hazard Mitigation: \$4M increase due an accelerated seismic retrofit project and phase two cost increased for a roads project. Other Activity: \$1M.	No adjustments at this time.		
Harvey	381	381	381	-	-	No adjustments at this time.	No adjustments at this time.		

FY 2022 DRF Bridge Table

Event	FY 2022 Total Obligations (\$ in millions)				Changes from Baseline		Month-to-Month Change	
	Baseline	Current Month as of Mar-22	Previous Month as of Feb-22	Change from Baseline	Change from Prior Month	Cause/Reason	Cause/Reason	
Irma	186	191	191	5	-	Administration: \$2M increase primarily due to technical assistance contract extended in 4337 FL; \$1M increase primarily due to salaries and benefit costs in 4335 VI. Other Activity: \$2M.	No adjustments at this time.	
Maria	8,745	8,626	8,739	(119)	(113)	Public Assistance: (\$11M) decrease primarily due to several projects costs adjusted based on reviews or actuals, and projects delayed for implementation and further reviews in 4339 PR. Hazard Mitigation: (\$3M) decrease due to technical adjustment in 4339 PR; (\$35M) decrease due to delays in several projects implementation or phased completions in 4340 VI. Administration: (\$71M) net decrease primarily due to personnel estimates revised to align with actuals and reduced facilities and technical assistance requirements in 4339 PR and 4340 VI. Other Activity: \$1M.	Public Assistance: (\$11M) decrease primarily due to several projects costs adjusted based on reviews or actuals and projects delayed for implementation and further reviews in 4339 PR. Hazard Mitigation: (\$3M) decrease primarily due to delays in several projects implementation or phased completions in 4340 VI. Administration: (\$65M) net decrease primarily due to personnel estimates revised to align with actuals and reduced facilities and technical assistance requirements in 4339 PR and 4340 VI.	
CA Wildfires 2017	65	76	76	11	-	Activity in 4344 CA: Hazard Mitigation: \$11M increase primarily due to accelerated reviews or costs increases received on generator, retrofit, and water reservoir projects, as well as, several sub-recipient managements costs awarded.	No adjustments at this time.	
Florence	132	129	129	(3)	-	Public Assistance: (\$2M) decrease primarily due to several cost versions did not materialize, project discontinued, and estimates reduced during reviews in 4393 NC. Hazard Mitigation: (\$2M) decrease primarily due to acquisition properties withdrawn and elevation project delays for review in 4393 NC; \$1M increase due to new projects submitted in 4401 VA.	No adjustments at this time.	
Michael	342	344	344	2	-	Hazard Mitigation: (\$1M) decrease primarily due to technical adjustment for two projects in 4411 VA. Administration: \$3M increase due to an extension for technical assistance contract support in 4399 FL.	No adjustments at this time.	
Yutu 4404	94	73	91	(21)	(18)	Activity in 4404 MP: Individual Assistance: \$1M increase due to technical monitoring extension for the permanent housing construction program. Hazard Mitigation: (\$22M) decrease primarily due to delays in projects implementation or phased completions, and other projects withdrawn. Administration: \$1M increase primarily due to a technical assistance contract extension awarded for more than estimated. Other Activity: (\$1M).	Activity in 4404 MP: Individual Assistance: \$3M increase primarily due to technical monitoring extension for the permanent housing construction program. Hazard Mitigation: (\$22M) decrease primarily due to delays in projects implementation or phased completions, and other projects withdrawn. Administration: \$1M increase primarily due to a technical assistance contract extension awarded for more than estimated.	
CA Wildfires 2018	59	59	59	-	-	No adjustments at this time.	No adjustments at this time.	
Nebraska Winter Storm 2019	170	150	176	(20)	(26)	Activity in 4420 NE: Public Assistance: (\$20M) decrease primarily due to an applicant selected the least cost alternative for a water treatment facility project. Hazard Mitigation: (\$1M) decrease due to a reduction in phase one cost estimates and two projects delayed awaiting public assistance portion to be awarded. Other Activity: \$1M.	Activity in 4420 NE: Public Assistance: (\$25M) decrease primarily due to applicant selected the least cost alternative for a water treatment facility project. Hazard Mitigation: (\$1M) decrease due to a reduction in phase one cost estimates and two projects delayed awaiting public assistance portion to be awarded.	
PR Earthquakes 4473	423	420	427	(3)	(7)	Activity in 4473 PR: Hazard Mitigation: (\$4M) decrease primarily due to revised budget and reductions in phase one estimates for two projects. Individual Assistancess: \$2M increase as a result of administrative cost transfers. Administration: \$1M increase primarily due to administrative cost transfers. Other Activity: (\$2M).	Activity in 4473 PR: Hazard Mitigation: (\$4M) decrease primarily due to revised budget and reductions in phase one estimates for two projects. Administration: (\$3M) decrease to align personnel estimates to actual trends.	
COVID-19	23,476	25,067	24,802	1,591	265	Activity in COVID-19 Disasters: Public Assistance: \$289M net increase primarily due to additional and extended vaccine testing, supplies, operations, non-congregate sheltering, PPE supplies, contract labor, and management costs. Hazard Mitigation: \$22M increase primarily for requests for recipient management costs. Individual Assistance: (\$450M) net decrease primarily due to funeral assistance adjustment. Operations: \$1,782M increase for extensions of U.S. National Guard and other federal assistance to support medical staffing, vaccination, and testing. Administration: (\$53M) decrease primarily due to reductions in personnel cost estimates and mission assigned federal operations support. Other Activity: \$1M.	Activity in COVID-19 Disasters: Public Assistance: \$131M increase primarily due to extensions or additional requests for medical contracted support, supplies, services and testing. Hazard Mitigation: (\$55M) decrease primarily due to recipient management costs adjusted for incremental funding. Individual Assistance: (495M) decrease primarily due to funeral assistance funding adjustment. Operations: \$641M increase due to additional extension received for U.S. National Guard to support medical staffing and testing. Administration: \$42M increase primarily due to additional technical assistance and funeral call center actual renewals more than estimated. Other Activity: \$1M.	
California Wildfires 2020	270	274	274	4	-	Activity in 4558 CA: Public Assistance: \$3M net increase primarily due to adding three new projects, which include management costs and accelerated projects. Other Activity: \$1M.	No adjustments at this time.	
Laura	567	742	717	175	25	Public Assistance: \$160M in 4559 LA and \$17M in 4572 TX increases due to new projects submitted and costs estimates revised. Individual Assistance: (\$4M) decrease primarily due to extension for mobile homes contract not required in 4559 LA. Administration: (\$2M) net decrease primarily due to reductions in facility leases, guard services and technical assistance contracts in 4559 LA; \$2M increase due to reallocation of surge funding in 4572 TX. Other Activity: \$2M.	Public Assistance: \$22M increase primarily due to new projects submitted, estimates revised, and accelerated reviews in 4559 LA. Administration: \$2M net increase due to actual personnel costs more than estimated in 4559 LA and 4572 TX. Other Activity: \$1M.	
Oregon Wildfires 2020	238	236	236	(2)	-	Activity in 4562 OR: Administration: (\$2M) decrease primarily due to reductions in direct and indirect salaries and benefits costs.	No adjustments at this time.	

APPENDIX F: FY 2022 DRF Bridge Table

FY 2022 DRF Bridge Table

Event	FY 2022 Total Obligations (\$ in millions)						Changes from Baseline		Month-to-Month Change
	Baseline	Current Month as of Mar-22	Previous Month as of Feb-22	Change from Baseline	Change from Prior Month	Cause/Reason	Cause/Reason		
Ida	2,397	3,518	3,050	1,121	468	Increase for Ida FY 2022 major disaster obligations and estimates: \$142M for 4614 NJ, 4615 NY, 4618 PA, 4626 MS, 4627 DE, and 4629 CT. Public Assistance: \$151M net increase for revised cost estimates across the majority of disasters. Hazard Mitigation: \$1M increase for management costs in 4618 PA. Individual Assistance: \$591M net increase primarily due to transitional sheltering assistance and mobile home replenishment in 4611 LA and other increases for additional disaster housing, other needs, and disaster case management assistance in 4614 NJ, 4615 NY, and 4618 PA. Operations: \$114M increase for mission assigned mobile home group site buildout in 4611 LA. Administration: \$119M net increase primarily for base camp extension, security, staging area, technical assistance, call center, salaries, and travel costs in 4611 LA; and personnel costs adjustments in 4614 NJ, 4616 NY, and 4618 PA. Other Activity: \$3M.	Public Assistance: \$74M increase in 4611 LA; \$5M in 4614 NJ; and \$7M in 4629 CT primarily due to new projects submitted, other projects accelerated, and costs revised during reviews. Hazard Mitigation: \$1M increase for management costs in 4618 PA. Individual Assistance: \$245M net increase in mobile home, disaster housing assistance, other needs, and disaster case management primarily in 4611 LA, but also in 4614 NJ. Operations: \$100M increase for mission assigned mobile home group site buildouts in 4611 LA. Administration: \$35M net increase primarily for base camp extensions in 4611 and adjustments to salaries and technical assistance contracts in 4615 NY and 4618 PA. Other Activity: \$1M.		
<b>DR Subtotal</b>	<b>40,868</b>	<b>43,673</b>	<b>43,036</b>	<b>2,805</b>	<b>637</b>				
<b>Total</b>	<b>\$ 41,738</b>	<b>\$ 44,559</b>	<b>\$ 43,922</b>	<b>\$ 2,821</b>	<b>\$ 637</b>				

\*Based on FY 2022 spend plan baselines.

APPENDIX G: BRIC/PDM History and Fund Status

<b>Building Resilient Infrastructure and Communities/Predisaster Mitigation History and Fund Status as of February 28, 2022</b>	
(Dollars in Millions)	
<b>Fiscal Year 2019 (Applications Due by January 31, 2020)</b>	
	Amount
6% Set-Aside	\$ 383
Allocation	250
Notice of Funding Opportunity (NOFO) Awards to Date from the Allocation	(184)
Administrative and Technical Assistance Obligations	-
<b>Fiscal Year 2020 (Applications Due by January 29, 2021)</b>	
6% Set-Aside	613
Allocation	500
NOFO Awards to Date from the Allocation	(34)
Administrative and Technical Assistance Obligations	(2)
<b>Fiscal Year 2021 (Applications Due by January 28, 2022) <sup>(1)</sup></b>	
6% Set-Aside	321
Additional Set-Aside from COVID-19	500
Allocation	1,000
NOFO Awards to Date from the Allocation	-
Administrative and Technical Assistance Obligations	(15)
<b>Fiscal Year 2022 Activities</b>	
6% Set-Aside <sup>(2)</sup>	46
Infrastructure Investment and Jobs Act <sup>(3)</sup>	200
Infrastructure Investment and Jobs Act Anticipated Transfers <sup>(3)</sup>	(17)
Administrative and Technical Assistance Obligations	(3)
Note: Set-Aside currently available to fund future NOFOs (6% Set-Asides - Allocations - Administrative Obligations).	\$ 276
Footnotes:	
(1) FY 2021 NOFO was announced on 8/9/2021. The application period to apply for FY 2021 BRIC funding opened on 9/30/2021 and closed on 1/28/2022.	
(2) Amount available from COVID-19 for annual stabilization = \$2.7 billion	
(3) Pursuant to P.L. 117-58, Infrastructure Investment and Jobs Act	